# KYON

Product Catalog 2022

A Movora Brand

| | | |
|---|---|---|
| **Joint Replacement** | **Zurich Cementless Hip Replacement** | 2 |
| | Stems \| Stem Screws \| Peg | 4 |
| | Cups | 5 |
| | Heads \| Necks | 6 |
| | Dual Mobility Cup | 7 |
| | Instruments & Organization | 8 |
| | Trial Cup and Reamers Tray | 9 |
| | Trial Implants & Impactors Tray | 10 |
| | Drill Guide Tray | 11 |
| | Auxiliaries Tray | 12 |
| | Various | 13 |
| | THR Mini Specific Instrument Trays | 14-17 |
| **Joint Management** | **Tibial Tuberosity Advancement TTA** | 18 |
| | Cages \| Cage Spacers | 19-20 |
| | Plates \| Plate Screws \| Forks | 21 |
| | Instruments & Organization | 22-23 |
| | **Tibial Tuberosity Advancement 2 & 2b \| TTA-2 \| TTA-2b** | 24 |
| | TTA-2 Cages \| TTA-2 Staple \| TTA-2b Cages | 25 |
| | Instruments & Organization | 26 |
| | **Patellar Groove Replacement** | 28 |
| | Implants | 29 |
| | Instruments & Organization | 30 |
| | **Proximal Interphalangeal Arthrodesis** | 32 |
| | Plates \| Instruments & Organization | 33 |
| | **Juvenile Pubic Symphysiodesis** | 34 |
| | Staples \| Instruments | 35 |
| | **ALPS® Product Range** | 36-37 |
| | **ALPS® TPLO** | 38 |
| | ALPS® TPLO Plates | 39 |
| | Instruments & Organization | 40-41 |
| | **ALPS® PAUL-II** | 42 |
| | ALPS® PAUL-II Plates | 43 |
| | Instruments & Organization | 44 |
| | **ALPS® DPO** | 46 |
| | ALPS® DPO Plates | 47 |
| | Instruments & Organization | 48 |
| | **ALPS® FUSE** | 50 |
| | ALPS® FUSE Tarsal Plates | 51 |
| | Instruments & Organization | 52-53 |
| **Fracture & Trauma** | **Fracture Plates ALPS®-II/-IIS** | 54 |
| | ALPS®-II Fracture Plates | 55 |
| | ALPS®-IIS Fracture Plates | 56 |
| | Instruments & Organization | 57-58 |
| | **ALPS® AcetFx** | 60 |
| | ALPS® AcetFx Plates \| Instruments & Organization | 61 |
| | **ALPS® Distal Humerus** | 62 |
| | ALPS® Distal Humerus Plates | 63 |
| | Instruments & Organization | 64 |
| | **Mini Fracture Plates ALPS®-I** | 66 |
| | Mini Fracture Plates \| Instruments & Organization | 67 |
| **Various** | **Suture Anchors** | 68 |
| | **Orthopedic Biologics** | 69 |
| **Bone Screws** | **Locking Screws** | 70 |
| | KYON Locking Screw KLS™ \| Beads for KLS™ \| KLS™ Specific Instruments | 71-73 |
| | B-Locking Screw | 74-75 |
| | Cortical Screws | 76-77 |
| | **Non Locking Screws** | 78 |
| | Cortical Specialty Screws \| KYON Sterilization System (KSS) - Cortical Specialty Screw | 78 |
| | **Screw Compatibility Overview** | 80-81 |

# Hip Replacement System

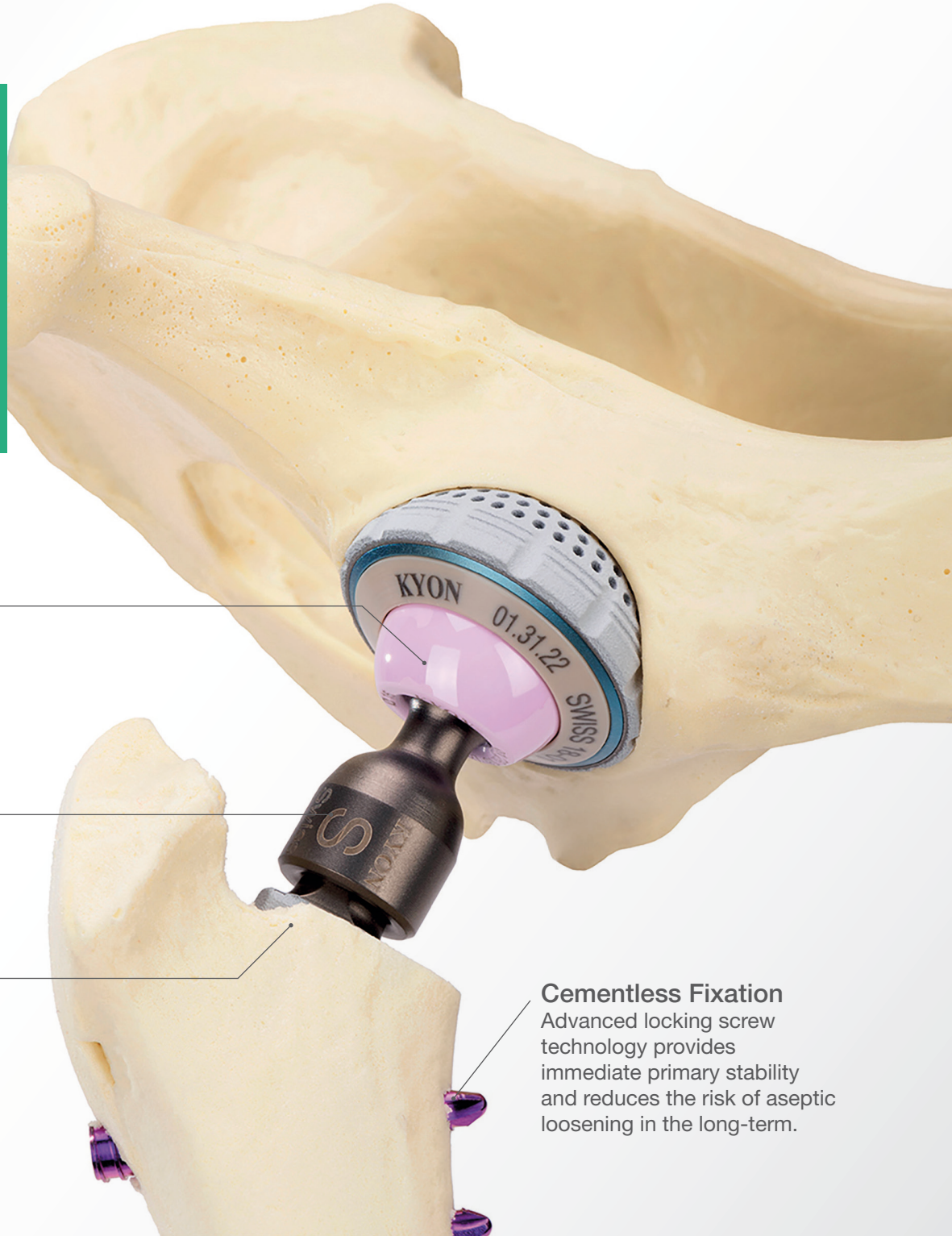


### First Ceramic System for Pets

VERILOX® advanced Ceramic Heads are made of Zirconia Toughened Alumina, a material extensively used in human orthopedics and known for its extreme hardness, toughness and biocompatibility.

### Titanium and Titanium Alloy

For supreme biocompatibility and a reduced risk of infection, titanium and titanium alloys are used.

### Compatible with BioMedtrix

To provide the patient with the ideal solution, the Zurich Cementless components are partially compatible with Biomedtrix's Universal Hip system.

### Cementless Fixation

Advanced locking screw technology provides immediate primary stability and reduces the risk of aseptic loosening in the long-term.

# Hip Replacement System

Swiss made

### Double Titanium Shell
The porous titanium shell and hydroxyapatite coating ensure a rapid osseointegration.

### Wear Reducing Design
The aspherical inner cup consists of PEEK with a CFR-PEEK inlay (Fossa™) and reduces the friction to a minimum.

### From Toy to Giant Breeds
The wide range of sizes allows for an ideal fit to treat cats and dogs of almost every breed.

### Immediate Fixation
The advanced locking screw technology provides immediate primary stability and reduces the risk of aseptic loosening.

### VERILOX® Advanced Ceramic
Extreme hardness, toughness and biocompatibility are characteristics of the heads made out of Zirconia Toughened Alumina.

### Titanium and Titanium Alloy
For supreme biocompatibility and a reduced risk of infection titanium and titanium alloys are used.

### Compatible with BioMedtrix
To provide the patient with the ideal solution, the Zurich Cementless components are partially compatible with Biomedtrix's Universal Hip system.

For further information about our hip replacement system:
www.kyon.ch/thr

Hip Replacement Configurations:
www.kyon.ch/thr-configuration

## Stems

| | Size | Code# |
|---|---|---|
| **Stem**<br>• Titanium Alloy<br>• Ti-HA Coated<br>• Comes with Monocortical Screws | Stem 3 mm (Mini XS), 3 screws | 01.12.12 |
| | Stem 4 mm (Mini S), 3 screws | 01.12.13 |
| | Stem 4 mm (Mini S Narrow), 3 screws | 01.12.19 |
| | Stem 5 mm (Mini M), 3 screws | 01.12.14 |
| | Stem 6 mm (Mini L), 3 screws | 01.12.17 |
| | Stem 6 mm (Mini XL), 4 screws | 01.12.18 |
| | Stem 8 mm (Standard XS), 3 screws | 01.11.25 |
| | Stem 8 mm (Standard S), 3 screws | 01.11.21 |
| | Stem 8 mm (Standard M), 4 screws | 01.11.22 |
| | Stem 8 mm (Standard L), 4 screws | 01.11.23 |
| | Stem 8 mm (Giant XL), 5 screws | 01.11.44 |
| | Stem 9 mm (Giant XXL), 5 screws | 01.11.64 |
| | Stem 11 mm (Tiger), 4 screws | 01.11.20 |

## Peg

| | Size | Code# |
|---|---|---|
| **Peg Cap**<br>• Titanium Alloy | ø16 mm for Stem 8 mm | 01.25.01 |

**Supplement Set Color Guide**

- Mini (Size 3-6)
- Standard & Giant (Size 8-9)
- Tiger (Size 11)

## Stem Screws

| | Screw Length | Code# |
|---|---|---|
| **ø1.5 mm Mini Stem Screw**<br>• For 3 mm Stem<br>• [1]T4 Recess, [2]T6 Recess<br>• Titanium Alloy | 6 mm Monocortical[1] | 01.47.06 |
| | 11 mm Bicortical[2] | 01.47.11 |
| | 13 mm Bicortical[2] | 01.47.13 |
| | 15 mm Bicortical[2] | 01.47.15 |
| **ø2.0 mm Mini Stem Screw**<br>• For 4 mm & 5 mm Stem<br>• T7 Recess<br>• Titanium Alloy | 7 mm Monocortical | 01.46.07 |
| | 13 mm Bicortical | 01.46.13 |
| | 15 mm Bicortical | 01.46.15 |
| | 17 mm Bicortical | 01.46.17 |
| | 20 mm Bicortical | 01.46.20 |
| **ø2.4 mm Mini Stem Screw**<br>• For 6 mm Stem<br>• T8 Recess<br>• Titanium Alloy | 11 mm Monocortical | 01.42.01 |
| | 19 mm Bicortical | 01.42.02 |
| | 22 mm Bicortical | 01.42.03 |
| | 26 mm Bicortical | 01.42.04 |
| **ø3.4 mm Stem Screw**<br>• For 8 mm and 9 mm Stem<br>• T10 Recess<br>• Titanium Alloy | 12 mm Monocortical | 01.35.12 |
| | 25 mm Bicortical | 01.35.25 |
| | 30 mm Bicortical | 01.35.30 |
| | 35 mm Bicortical | 01.35.35 |
| | 40 mm Bicortical | 01.35.40 |
| **ø3.4 mm Stem Screw**<br>• Long threaded (LT)<br>• For 8 mm and 9 mm Stem<br>• T10 Recess<br>• Titanium Alloy | 14 mm Monocortical | 01.36.14 |
| | 27 mm Bicortical | 01.36.27 |
| | 32 mm Bicortical | 01.36.32 |
| | 37 mm Bicortical | 01.36.37 |
| | 42 mm Bicortical | 01.36.42 |
| **ø4.5 mm Tiger Stem Screw**<br>• For 11 mm Stem<br>• T15 Recess<br>• Titanium Alloy | 20 mm Monocortical | 01.41.20 |
| | 35 mm Bicortical | 01.41.35 |
| | 40 mm Bicortical | 01.41.40 |
| | 45 mm Bicortical | 01.41.45 |

# Cups

## Standard Cups

| | Outer Diameter / Head Diameter | Code# |
|---|---|---|
| **Inlay Cup**<br>• CFR-PEEK<br>• Ti-HA Coated | Mini Cup ø10 mm / ø6 mm | 01.32.00 |
| | Mini Cup ø11 mm / ø8 mm | 01.32.09 |
| | Mini Cup ø12 mm / ø8 mm | 01.32.01 |
| | Mini Cup ø13 mm / ø10 mm | 01.32.10 |
| | Mini Cup ø14 mm / ø10 mm | 01.32.08 |
| | Mini Cup ø16 mm / ø10 mm | 01.32.03 |



| | Outer Diameter / Head Diameter | Code# |
|---|---|---|
| **Inlay Cup Double Shell**<br>• Titanium Alloy<br>• PEEK<br>• CFR-PEEK ring<br>• Ti-HA Coated | Mini Cup ø18 mm / ø12 mm | 01.32.04 |
| | Mini Cup ø20 mm / ø12 mm | 01.32.05 |
| | Cup ø21.5 mm / ø16 mm | 01.31.20 |
| | Cup ø23.5 mm / ø16 mm | 01.31.21 |
| | Cup ø26.5 mm / ø19 mm | 01.31.25 |
| | Cup ø29.5 mm / ø19 mm | 01.31.23 |
| | Cup ø32.5 mm / ø19 mm | 01.31.24 |
| | Cup ø34 mm / ø26 mm | 01.31.26 |
| | Cup ø36 mm / ø26 mm | 01.31.27 |
| | Cup ø38 mm / ø26 mm | 01.31.28 |

## Revision Cups



| | Outer Diameter / Head Diameter | Code# |
|---|---|---|
| **Inlay Revision Cup**<br>• Titanium Alloy<br>• PEEK<br>• CFR-PEEK ring<br>• Ti-HA Coated | Cup ø23.5 mm / ø16 mm | 01.31.31 |
| | Cup ø26.5 mm / ø19 mm | 01.31.35 |
| | Cup ø29.5 mm / ø19 mm | 01.31.33 |
| | Cup ø32.5 mm / ø19 mm | 01.31.34 |

## Revision Cup Screws

| | Screw Length | Code# |
|---|---|---|
| **ø2.0 mm Cortical Specialty Screw**<br>• Titanium Alloy<br>• Self-Tapping | 8 mm - 20 mm<br>(2 mm increments) | 41.20.08 -<br>41.20.20 |

See page 70-81 for a complete list of available screws.

**Supplement Set Color Guide**

- Mini (Size 3-6)
- Standard & Giant (Size 8-9)
- Tiger (Size 11)

## Heads

| | Head Diameter | Code# |
|---|---|---|
| **Ceramic Head**<br>• VERILOX® Ceramic (Zirconia Toughened Alumina) | ø6 mm | 01.26.06 |
| | ø8 mm | 01.26.08 |
| | ø10 mm | 01.26.10 |
| | ø12 mm | 01.26.12 |
| | ø16 mm | 01.26.16 |
| | ø19 mm | 01.26.19 |
| | ø26 mm | 01.26.26 |
| **Ceramic Head**<br>• Compatible with BioMedtrix Cup | ø17 mm | 01.26.17 |
| | ø22 mm | 01.26.22 |

| | Head Diameter | Code# |
|---|---|---|
| **Cupless Flat Head**<br>• Titanium Alloy<br>• Amorphous Diamond-like Carbon (ADLC)<br>• For Partial Hip Replacement (PHR) | ø10 mm | 31.31.10 |
| | ø12 mm | 31.31.12 |
| | ø14 mm | 31.31.14 |
| | ø16 mm | 31.31.16 |
| | ø18 mm | 31.32.04 |
| | ø20 mm | 31.32.05 |
| | ø22 mm | 31.30.02 |
| | ø24 mm | 31.30.03 |
| | ø26 mm | 31.30.04 |
| | ø28 mm | 31.30.05 |
| | ø30 mm | 31.30.06 |
| | ø32 mm | 31.30.07 |

**Supplement Set Color Guide**

- Mini (Size 3-6)
- Standard & Giant (Size 8-9)
- Tiger (Size 11)

## Necks

| Neck[1] | Size (Offset) | Code# |
|---|---|---|
| **S3H6**<br>• Titanium Alloy | S (-1.1 mm) | 01.22.32 |
| | M (0.0 mm) | 01.22.33 |
| | L (+1.1 mm) | 01.22.34 |
| | XL (+2.2 mm) | 01.22.35 |
| **S3H8**<br>• Titanium Alloy | S (-1.1 mm) | 01.22.36 |
| | M (0.0 mm) | 01.22.37 |
| | L (+1.1 mm) | 01.22.38 |
| | XL (+2.2 mm) | 01.22.39 |
| **S4H6**<br>• Titanium Alloy | S (-1.5 mm) | 01.22.46 |
| | M (0.0 mm) | 01.22.47 |
| | L (+1.5 mm) | 01.22.48 |
| **S4H8**<br>• Titanium Alloy | S (-1.5 mm) | 01.22.22 |
| | M (0.0 mm) | 01.22.23 |
| | L (+1.5 mm) | 01.22.24 |
| | XL (+3.0 mm) | 01.22.25 |
| **S4H10**<br>• Titanium Alloy | S (-1.5 mm) | 01.22.26 |
| | M (0.0 mm) | 01.22.27 |
| | L (+1.5 mm) | 01.22.28 |
| | XL (+3.0 mm) | 01.22.29 |
| **S5H8**<br>• Titanium Alloy | M (0.0 mm) | 01.22.43 |
| | L (+2.0 mm) | 01.22.44 |
| | XL (+4.0 mm) | 01.22.45 |
| **Neck S5H10**<br>• Titanium Alloy | S (-2.0 mm) | 01.22.12 |
| | M (0.0 mm) | 01.22.13 |
| | L (+2.0 mm) | 01.22.14 |
| | XL (+4.0 mm) | 01.22.15 |

| Neck[1] | Size (Offset) | Code# |
|---|---|---|
| **S5H12**<br>• Titanium Alloy | S (-2.0 mm) | 01.22.16 |
| | M (0.0 mm) | 01.22.17 |
| | L (+2.0 mm) | 01.22.18 |
| | XL (+4.0 mm) | 01.22.19 |
| **S6H12**<br>• Titanium Alloy | S (-2.5 mm) | 01.22.02 |
| | M (0.0 mm) | 01.22.03 |
| | L (+2.5 mm) | 01.22.04 |
| | XL (+5.0 mm) | 01.22.05 |
| **S6H16**<br>• Titanium Alloy | S (-2.5 mm) | 01.22.06 |
| | M (0.0 mm) | 01.22.07 |
| | L (+2.5 mm) | 01.22.08 |
| | XL (+5.0 mm) | 01.22.09 |
| **S8H12**<br>• Titanium Alloy | XS (-5.0 mm) | 01.21.30 |
| | S (-3.0 mm) | 01.21.31 |
| | M (0.0 mm) | 01.21.32 |
| | L (+3.0 mm) | 01.21.33 |
| **S8H16/19**<br>• Titanium Alloy | XS (-6.0 mm) | 01.20.30 |
| | S (-3.0 mm) | 01.20.31 |
| | M (0.0 mm) | 01.20.32 |
| | L (+3.0 mm) | 01.20.33 |
| | XL (+6.0 mm) | 01.20.34 |
| **SGH19**<br>• Titanium Alloy | S (-3.0 mm) | 01.20.41 |
| | M (0.0 mm) | 01.20.42 |
| | L (+3.0 mm) | 01.20.43 |
| **STH26**<br>• Titanium Alloy | S (-3.0 mm) | 01.20.51 |
| | M (0.0 mm) | 01.20.52 |
| | L (+3.0 mm) | 01.20.53 |

[1]Neck Sizes:
S = Compatible Stem Size
H = Compatible Head Size

## Dual Mobility Cup

For high luxation risk patients

### Extra Safety against Luxation

The increased range of motion of the Dual Mobility Head and Cup reduces the risk of post-operative luxation.

### Designed to Last a Lifetime

The VERILOX® Ceramic Head sits preassembled in the PEEK shell articulating with the TiN coated titanium inner shell of the Cup.

### Easy to Use

The Dual Mobility components are compatible with the 6th Generation Standard and Giant Necks.

**Swiss made**

For further information about Dual Mobility:
kyon.ch/thr#dual

### Head

| Product | Head Diameter | Code# |
|---|---|---|
| **Dual Mobility Head**<br>• Ceramic Head<br>• Preassembled in PEEK Liner | ø19 mm | 01.31.60 |

### Cups

| Product | Outer Diameter | Code# |
|---|---|---|
| **Dual Mobility Cup**<br>• Titanium Alloy<br>• Ti-HA Coated | Cup ø29.5 mm | 01.31.43 |
| | Cup ø32.5 mm | 01.31.44 |
| **Dual Mobility Revision Cup**<br>• Titanium Alloy<br>• Ti-HA Coated | Cup ø29.5 mm | 01.31.53 |
| | Cup ø32.5 mm | 01.31.54 |

### Revision Cup Screws

| Product | Screw Length | Code# |
|---|---|---|
| **ø2.0 mm Cortical Specialty Screw**<br>• Titanium Alloy<br>• Self-Tapping | 8 mm - 20 mm<br>(2 mm Increments) | 41.20.08 - 41.20.20 |

See page 70-81 for a complete list of available screws.

# Instruments & Organization

## Stem Preparation Tray

| | | Product | Code# |
|---|---|---|---|
| Drill Bit and Broaches | 1 | Drill Bit ø6.0 mm, L 195/170 mm | 02.10.01 |
| | 2 | Stem Reamer ø8.2 mm, L 225/90 mm | 02.10.02 |
| | 3 | Stem Broach, L 225/90 mm (Medium) | 02.10.03 |
| | 4 | Stem Broach, L 225/90 mm (Large) | 02.10.04 |
| | 5 | Cup Reamer Shaft for Reamer 02.14.xx | 02.10.160 |
| | 6 | Spherical Hand Reamer Shaft for 02.14.xx | 02.15.00 |
| Various | 7 | T-Handle Large Quick Coupling | 02.10.05 |
| | 8 | Adapter ø6.0 mm Quick Coupling to Large | 02.10.06 |
| | 9 | Hammer Head | 02.30.08 |
| Organization | 10 | Tray A - Reamer | 02.40.01 |

**Supplement Set Color Guide**

- Standard & Giant (Size 8-9)
- Tiger (Size 11)

## Trial Cup and Reamers Tray

| | | Product | Code# |
|---|---|---|---|
| Trial Cups | 1 | Trial Cup ø21.5 mm Sphere | 02.81.21 |
| | | Trial Cup ø23.5 mm Sphere | 02.81.23 |
| | | Trial Cup ø26.5 mm Sphere | 02.81.26 |
| | | Trial Cup ø29.5 mm Sphere | 02.81.29 |
| | | Trial Cup ø32.5 mm Sphere | 02.81.32 |
| | | Tiger Trial Cup ø34.5 mm Sphere[1] | 02.81.34 |
| | | Tiger Trial Cup ø36.5 mm Sphere[1] | 02.81.36 |
| | | Tiger Trial Cup ø38.5 mm Sphere[1] | 02.81.38 |
| Gold Cup Reamer | 2 | Mini Spherical Cup Reamer ø16 mm | 02.14.16 |
| | | Mini Spherical Cup Reamer ø18 mm | 02.14.18 |
| | | Mini Spherical Cup Reamer ø20 mm | 02.14.20 |
| | | Spherical Cup Reamer ø21 mm | 02.14.21 |
| | | Spherical Cup Reamer ø22 mm | 02.14.22 |
| | | Spherical Cup Reamer ø23 mm | 02.14.23 |
| | | Spherical Cup Reamer ø24 mm | 02.14.24 |
| | | Spherical Cup Reamer ø26 mm | 02.14.26 |
| | | Spherical Cup Reamer ø28 mm | 02.14.28 |
| | | Spherical Cup Reamer ø29 mm | 02.14.29 |
| | | Spherical Cup Reamer ø30 mm | 02.14.30 |
| | | Spherical Cup Reamer ø32 mm | 02.14.32 |
| | | Spherical Cup Reamer ø34 mm[1] | 02.14.34 |
| | | Spherical Cup Reamer ø36 mm[1] | 02.14.36 |
| | | Spherical Cup Reamer ø38 mm[1] | 02.14.38 |
| Organization | | Acetabular Reamers and Trials Tray | 02.01.01 |
| | | KSS Lid for Tray | 82.10.01 |

[1] Not included in the Trial Cups and Reamers Tray on the image

**Supplement Set Color Guide**

- Mini (Size 3-6)
- Standard & Giant (Size 8-9)
- Tiger (Size 11)

## Trial Implants & Impactors Tray

| | | Product | Code# |
|---|---|---|---|
| Trial Head-Necks | 1 | Trial Head-Neck ø16 mm XS | 02.80.10 |
| | | Trial Head-Neck ø16 mm S | 02.80.11 |
| | | Trial Head-Neck ø16 mm M | 02.80.12 |
| | | Trial Head-Neck ø16 mm L | 02.80.13 |
| | | Trial Head-Neck ø16 mm XL | 02.80.14 |
| | | Trial Head-Neck ø19 mm S | 02.80.15 |
| | | Trial Head-Neck ø19 mm M | 02.80.16 |
| | | Trial Head-Neck ø19 mm L | 02.80.17 |
| | | Trial Head-Neck ø19 mm XL | 02.80.18 |
| Trial Stems | 2 | Trial Stem 8 mm (Standard XS) | 02.80.05 |
| | | Trial Stem 8 mm (Standard S) | 02.80.01 |
| | | Trial Stem 8 mm (Standard M) | 02.80.02 |
| | | Trial Stem 8 mm (Standard L) | 02.80.03 |
| | 3 | Handle for Trial Stems, plus Screw | 02.80.06 |
| Impactors | 4 | Impactor ø19 mm Cup flat shoulder | 02.30.13 |
| | 5 | Impactor ø19 mm Cup ball | 02.30.14 |
| | 6 | Impactor ø21 mm & ø23 mm Cup flat shoulder | 02.30.15 |
| | | Tiger Impactor ø34 mm Cup[1] | 02.31.05 |
| | | Tiger Impactor ø36 mm Cup[1] | 02.31.06 |
| | | Tiger Impactor ø38 mm Cup[1] | 02.31.07 |
| | 7 | Revision Impactor ø23 mm Cup | 02.31.01 |
| | 8 | Revision Impactor ø26 mm Cup | 02.31.02 |
| | 7 | Revision Impactor ø29 mm Cup | 02.31.03 |
| | 8 | Revision Impactor ø32 mm Cup | 02.31.04 |
| | | Impactor ø29 mm Cup Dual Mobility[1] | 02.31.33 |
| | | Impactor ø32 mm Cup Dual Mobility[1] | 02.31.34 |
| Various | 9 | Adapter Standard Chuck -to- AO Quick Coupling | 02.20.14 |
| | 10 | Calcar Support for Trial Stems & Necks | 02.80.08 |
| | 11 | Head / Neck Separator[1] | 02.84.01 |
| Organization | 12 | Trials Tray | 02.40.08 |

[1] Not included in the Cup Reaming Tray on the image

**Supplement Set Color Guide**

- Standard & Giant (Size 8-9)
- Tiger (Size 11)

## Drill Guide Tray

| | | Product | Code# |
|---|---|---|---|
| Drill Guide | 1 | Screw for Stem Drill Guide for 8 mm and 9 mm Stem | 02.20.01A |
| | 2 | Stem Drill Guide for 8 mm and 9 mm Stems | 02.20.00 |
| | | Drill Guide Extension for 9 mm Giant Stem[1] | 02.20.31 |
| | | Tiger Stem Drill Guide for 11 mm Tiger Stem[1] | 02.21.01 |
| Drill Bits & Stops | 3 | Drill Bit ø2.5 mm, L 145/120 mm | 02.20.04 |
| | 4 | Drill Stop ø2.5 mm | 02.20.13 |
| | 5 | Drill Bit ø3.0 mm, L 145/120 mm | 02.20.03 |
| | 6 | Drill Stop ø3.0 mm | 02.20.12 |
| | 7 | Drill Bit ø4.5 mm, L 145/120 mm | 02.20.02 |
| | 8 | Drill Stop ø4.5 mm for 8 mm Stem | 02.20.11 |
| | | Drill Bit ø3.5 mm L147/120 mm[1] | 06.10.11 |
| | | Drill Stop ø3.5 mm[1] | 06.15.08 |
| | | Tiger Drill Bit ø5 mm, L 165 mm 120 mm[1] | 02.21.50 |
| | | Tiger Drill Stop ø5 mm for 11 mm Tiger Stem[1] | 02.21.12 |
| Drill Sleeves | 9 | Drill Sleeve ø2.5 mm for 8 mm Stem for acetabulum | 02.20.07 |
| | 10 | Drill Sleeve ø3.0 mm for 8 mm and 9 mm Stem for Medial Cortex Drilling | 02.20.06 |
| | 11 | Drill Sleeve ø4.5 mm for 8 mm and 9 mm Stem for Lateral Cortex Drilling | 02.20.05 |
| | | Tiger Drillsleeve ø3.5 mm for 11 mm Tiger Stem for Medial Cortex[1] | 02.21.06 |
| | | Tiger Drillsleeve ø5 mm, for 11 mm Tiger Stem for Lateral Cortex[1] | 02.21.05 |
| Various | 12 | Depth Gauge ø2.7 mm to ø4.0 mm (Large) | 04.20.05 |
| Organization | 13 | Drill Guide Tray | 02.40.02 |

[1] Not included in the Drill Guide Tray on the image

**Supplement Set Color Guide**

- Standard & Giant (Size 8-9)
- Tiger (Size 11)

## Auxiliaries Tray

| | | Product | Code# |
|---|---|---|---|
| Impactors | 1 | Impactor ø16 mm Cup Ball | 02.30.03 |
| | 2 | Impactor Femoral Head Adapter | 02.30.04 |
| | 3 | Impactor Pointed Head | 02.30.05 |
| | 4 | Impactor Shaft for ø16 mm & ø19 mm Cup | 02.30.01 |
| | 5 | Orientation Pins ø5 mm - Set of Two | 02.30.06 |
| Screwdriver | 6 | Screwdriver T10 | 02.20.19 |
| | 7 | Screw Retaining Sleeve | 06.60.11 |
| | | Screwdriver Handle (Industrial)[1] | 36.43.00 |
| | | Screwdriver insert T15 (Industrial)[1] | 36.43.15 |
| | | Screwdriver insert T25 (Industrial)[1] | 36.43.25 |
| Various | 8 | Hammer | 02.30.07 |
| | 9 | Femoral Reposition Hook | 02.30.09 |
| | 10 | Alignment Pin for 8 mm and 9 mm Stem | 02.20.24 |
| | | Tiger Aligment Pin for 11 mm Tiger Stem[1] | 02.21.04 |
| Organization | 11 | Auxiliaries Tray | 02.40.03 |

[1] Not included in the Auxiliary Tray on the image

**Supplement Set Color Guide**

- Standard & Giant (Size 8-9)
- Tiger (Size 11)

## Various

| | | Product | Code# |
|---|---|---|---|
| Rasp | 1 | Putti Rasp DBL-End | 02.30.25 |
| | 2 | Gallaher Rasp Straight | 02.30.26 |
| | 3 | Gallaher Rasp Curved | 02.30.27 |
| Elevator & Retractor | 4 | Hohmann Retractor 12 mm / L 25cm 4 Teeth | 02.30.16 |
| | 5 | Hohmann Retractor 20 mm / L 25cm 6 Teeth | 02.30.17 |
| | 6 | FingerMeyerding Retractor L 18cm 25x5 mm | 02.30.18 |
| | 7 | Hattspoon L 23cm 17x30 mm Scoop Bone Curette | 02.30.19 |
| Various | 8 | Ante-version Template | 02.55.01 |
| | 9 | Positioner Set for the Operating Table | 02.60.01 |
| Organization | 10 | Lid Blue, Container | 80.00.01 |
| | | Lid Silver, Container | 80.00.02 |
| | | Lid Gold, Container | 80.00.03 |
| | | Lid Green, Container | 80.00.04 |
| | | Lid Red, Container | 80.00.05 |
| | 11 | Bottom, 30 mm Single Height Container | 80.01.01 |
| | | Bottom, 57 mm Double Height Container | 80.01.02 |
| | | Permanent Filter for Container | 80.02.01 |

## THR Mini Specific Instrument Trays

### Reamer




| | | Product | Code# |
|---|---|---|---|
| Stem Reamer | 1 | Mini Shaft Reamer ø2.7 mm | 02.16.27 |
| | | Mini Shaft Reamer ø3.2 mm | 02.16.32 |
| | | Mini Shaft Reamer ø3.7 mm | 02.16.37 |
| | | Mini Shaft Reamer ø4.2 mm | 02.16.42 |
| | | Mini Shaft Reamer ø4.7 mm | 02.16.47 |
| | | Mini Shaft Reamer ø5.2 mm | 02.16.52 |
| | | Mini Shaft Reamer ø5.7 mm | 02.16.57 |
| | | Mini Shaft Reamer ø6.2 mm | 02.16.62 |
| | | Drill Bit ø4.5 mm, L 110 85 mm[1] | 06.10.09 |
| | | Drill Bit ø5 mm / 110 85 mm[1] | 06.10.10 |
| | | Adapter ø6 mm / QCK to T-handle[1] | 02.10.06 |
| | | Mini T-Handle Tap[1] | 02.18.00 |
| | | Mini Rasp / L 140 mm[1] | 02.17.00 |
| Cup Reamer | 2 | Mini Spherical Cup Reamer ø8 mm | 02.14.08 |
| | | Mini Spherical Cup Reamer ø9 mm | 02.14.09 |
| | | Mini Spherical Cup Reamer ø10 mm | 02.14.10 |
| | | Mini Spherical Cup Reamer ø11 mm | 02.14.11 |
| | | Mini Spherical Cup Reamer ø12 mm | 02.14.12 |
| | | Mini Spherical Cup Reamer ø13 mm | 02.14.13 |
| | | Mini Spherical Cup Reamer ø14 mm | 02.14.14 |
| | | Mini Spherical cup Reamer ø15 mm[1] | 02.14.15 |
| | | Mini Spherical Cup Reamer ø16 mm | 02.14.16 |
| | | Mini Spherical Cup Reamer ø18 mm | 02.14.18 |
| | | Mini Spherical Cup Reamer ø20 mm | 02.14.20 |
| | | Spherical Cup Reamer ø21 mm[1] | 02.14.21 |
| | | Spherical Cup Reamer ø22 mm[1] | 02.14.22 |
| | | Spherical Cup Reamer ø23 mm[1] | 02.14.23 |

[1] Not included in the tray on the image

| | | Product | Code# |
|---|---|---|---|
| Impactor | 3 | Mini Cup Impactor ø10 mm / ø6 mm | 02.25.08 |
| | | Mini Cup Impactor ø12 mm / ø6 mm | 02.25.09 |
| | | Mini Cup Impactor ø12 mm / ø8 mm | 02.24.08 |
| | | Mini Cup Impactor ø14 mm / ø8 mm | 02.24.09 |
| | | Mini Cup Impactor ø14 mm / ø10 mm | 02.23.08 |
| | | Mini Cup Impactor ø16 mm / ø10 mm | 02.23.09 |
| | | Mini Impactor ø18 mm / ø20 mm Cup Flat Shoulder | 02.32.02 |
| | | Mini Impactor ø18 mm / ø20 mm Cup Ball | 02.32.03 |
| | 4 | Reamer Shaft (for Reamers 02.14.xx) | 02.10.160 |
| | 5 | Mini Impactor Shaft ø18 mm/ø20 mm Cup | 02.32.01 |
| | 6 | Mini Orientation Pins 3, Set of Two | 02.32.06 |
| | | Impactor ø21 mm & ø23 mm Cup Flat Shoulder[1] | 02.30.15 |
| | | Impactor Shaft ø16 mm & ø19 mm Cup[1] | 02.30.01 |
| Organization | | KSS Lid for tray / for Instruments | 82.10.01 |
| | 7 | KSS Tray Mini THR Reamers (29.5 mm) | 82.30.15 |

## THR Instrument Tray Size 3




| | | Product | Code# |
|---|---|---|---|
| Drill Guide | 1 | Mini Stem Drill Guide Base, for 3 mm Mini Stem | 02.25.01 |
| | 2 | Mini Stem Drill Guide Right Arm, for 3 mm Mini Stem | 02.25.02 |
| | 3 | Mini Stem Drill Guide Left Arm, for 3 mm Mini Stem | 02.25.03 |
| | | Mini Connecting Screw Arm to Base, for 3 mm Mini Stem | 02.25.11 |
| | | Mini Connecting Screw Stem to Arm, for 3 mm Mini Stem | 02.25.00 |
| | 4 | Mini Aligment Pin, for 3 mm Mini Stem | 02.25.04 |
| Drill Bit & Stop | 5 | Drill Bit ø1.1 mm, L 85/60 mm | 06.10.01 |
| | 6 | Drill Stop ø1.1 mm | 06.15.01 |
| | 7 | Mini Drill Bit ø2 mm, for 3 mm Mini Stem | 02.24.12 |
| | 8 | Mini Drill Stop ø2 mm, for 3 mm Mini Stem | 02.25.06 |
| Drill Sleeve | 9 | Mini Drillsleeve ø2 mm, for 3 mm Mini Stem | 02.25.05 |
| | 10 | Mini Drillsleeve ø1.1 mm, for 3 mm Mini Stem | 02.25.07 |
| Trial Implant | 11 | Mini Trial Stem 3 mm (XS) | 02.82.12 |
| | | Mini Trial Head-Neck S3H6[1] | 02.83.12 |
| | | Mini Trial Head-Neck S3H8[1] | 02.83.16 |
| | | Mini Handle, for Mini Trial Stem 3 mm, w/ Screw[1] | 02.82.02 |
| Screwdriver | 12 | Screwdriver T4 (Industrial), Narrow Tip | 36.42.04 |
| | | Screwdriver T6 (industrial), Narrow Tip | 36.42.06 |
| Various | 13 | Hexagon Key Wrench 1.27 mm, (Industrial) | 36.41.01 |
| | | Hexagon Key Wrench 2 mm, (Industrial) | 36.41.02 |
| Organization | 14 | KSS Tray Mini THR Size 3 (29.5 mm) | 82.30.11 |
| | | KSS Lid for Tray / for Instruments | 82.10.01 |

[1] Not included in the tray on the image

## THR Instrument Tray Size 4

| | Product | Code# |
|---|---|---|
| Drill Guide | Mini Stem Drill Guide Base, for 4 mm Mini Stem | 02.24.01 |
| | Mini Stem Drill Guide Right Arm, for 4 mm Mini Stem | 02.24.02 |
| | Mini Stem Drill Guide Left Arm, for 4 mm Mini Stem | 02.24.03 |
| | Mini Connecting Screw Arm to Base, for 4 mm Mini Stem | 02.24.11 |
| | Mini Connecting Screw Stem to Arm, for 4 mm Mini Stem | 02.24.00 |
| | Mini Aligment Pin, for 4 mm Mini Stem | 02.24.04 |
| Drill Bit & Stop | Drill Bit ø1.5 mm, L 110/85 mm | 38.10.150 |
| | Drill Stop ø1.5 mm | 06.15.02 |
| | Mini Drill Bit ø2.7 mm, 4 & 5 mm Mini sStem | 02.23.12 |
| | Mini Drill Stop ø2.7 mm, 5 mm Mini Stem | 02.23.06 |
| Drill Sleeve | Mini Drillsleeve ø1.5 mm, 4 mm Mini Stem | 02.24.07 |
| | Mini Drillsleeve ø2.7 mm, 4 mm Mini Stem | 02.24.05 |
| Trial Implant | Mini Trial Stem 4 mm (S) | 02.82.13 |
| | Mini Trial Stem 4 mm (S) - Narrow | 02.82.19 |
| | Mini Trial Head-Neck S4H6 | 02.83.17 |
| | Mini Trial Head-Neck S4H8 | 02.83.13 |
| | Mini Trial Head-Neck S4H10 | 02.83.18 |
| | Mini Handle 4 for Trial Stems, w/ Screw | 02.82.03 |
| Screwdriver | Screwdriver T6 (Industrial), narrow tip | 36.42.06 |
| | Screwdriver T7 (Industrial) | 36.40.07 |
| | Screwdriver T8 (Industrial) | 36.40.08 |
| | Screwdriver T10 (Industrial) | 36.40.10 |
| Various | Hexagon key wrench 1.27 mm (Industrial) | 36.41.01 |
| Organization | KSS Tray Mini THR Size 4 (29.5 mm) | 82.30.12 |
| | KSS Lid for Tray / for Instruments | 82.10.01 |

## THR Instrument Tray Size 5

| | Product | Code# |
|---|---|---|
| Drill Guide | Mini Stem Drill Guide Base, for 5 mm Mini Stem | 02.23.01 |
| | Mini Stem Drill Guide Right Arm, for 5 mm Mini Stem | 02.23.02 |
| | Mini Stem Drill Guide Left Arm, for 5 mm Mini Stem | 02.23.03 |
| | Mini Connecting Screw Arm to Base, for 5 mm Mini Stem | 02.23.11 |
| | Mini Connecting Screw Stem to Arm, for 5 mm Mini Stem | 02.23.00 |
| | Mini Aligment Pin, for 5 mm Mini Stem | 02.23.04 |
| Drill Bit & Stop | Drill Bit ø1.5 mm, L 110/85 mm | 38.10.150 |
| | Drill Stop ø1.5 mm | 06.15.02 |
| | Mini Drill Bit ø2.7 mm, for 4 & 5 mm Mini Stem | 02.23.12 |
| | Mini Drill Stop ø2.7 mm, for 5 mm Mini Stem | 02.23.06 |
| Drill Sleeve | Mini Drillsleeve ø1.5 mm, for 5 mm Mini Stem | 02.23.07 |
| | Mini Drillsleeve ø2.7 mm, for 5 mm Mini Stem | 02.23.05 |
| Trial Implant | Mini Trial Stem 5 mm (M) | 02.82.14 |
| | Mini Trial Head-Neck S5H8 | 02.83.19 |
| | Mini Trial Head-Neck S5H10 | 02.83.14 |
| | Mini Trial Head-Neck S5H12 | 02.83.20 |
| | Mini Handle 5 for Trial Stems, w/ Screw | 02.82.04 |
| Screwdriver | Screwdriver T6 (Industrial), narrow tip | 36.42.06 |
| | Screwdriver T7 (Industrial) | 36.40.07 |
| | Screwdriver T10 (Industrial) | 36.40.10 |
| Various | Hexagon Key Wrench 1.27 mm (Industrial) | 36.41.01 |
| Organization | KSS Tray Mini THR Size 5 (29.5 mm) | 82.30.13 |
| | KSS Lid for Tray / for Instruments | 82.10.01 |

## THR Instrument Tray Size 6

| | Product | Code# |
|---|---|---|
| **Drill Guide** | Mini Stem Drill Guide Base, for 6 mm Mini Stem | 02.22.01 |
| | Mini Stem Drill Guide Right Arm, for 6 mm Mini Stem | 02.22.12 |
| | Mini Stem Drill Guide Left Arm, for 6 mm Mini Stem | 02.22.13 |
| | Mini Connecting Screw Arm to Base, for 6 mm Mini Stem | 02.22.08 |
| | Mini Connecting Screw Stem to Arm, for 6 mm Mini Stem | 02.22.00 |
| | Mini alignment Pin, for 6 mm Mini Stem | 02.22.04 |
| **Drill Bit & Stop** | Drill Bit ø2.0 mm, L145/120 mm | 38.10.200 |
| | Drill Stop ø2.0 mm | 06.15.04 |
| | Mini Drill Bit ø3.2 mm, for 6 mm Mini Stem | 02.22.14 |
| | Mini Drill Stop ø3.2 mm, for 6 mm Mini Stem | 02.22.06 |
| **Drill Sleeve** | Mini Drill Sleeve ø2 mm, for 6 mm Mini Stem for Medial Cortex Drilling | 02.22.07 |
| | Mini Drill Sleeve ø3.2 mm, for 6 mm Mini Stem for Lateral Cortex Drilling | 02.22.05 |
| **Trial Implant** | Mini Trial Stem 6 mm (L) | 02.82.17 |
| | Mini Trial Stem 6 mm (XL) | 02.82.18 |
| | Mini Trial Head-Neck S6H12 | 02.83.15 |
| | Mini Trial Head-Neck S6H16 | 02.83.21 |
| | Mini Handle 6 for Trial Stems, w/ Screw | 02.82.07 |
| **Screwdriver** | Screwdriver T8 (Industrial) | 36.40.08 |
| | Screwdriver T10 (Industrial) | 36.40.10 |
| **Various** | Hexagon Key Wrench 2 mm (Industrial) | 36.41.02 |
| **Organization** | KSS Tray Mini THR Size 6 (29.5 mm) | 82.30.14 |
| | KSS Lid for Tray / for Instruments | 82.10.01 |

## Miscellaneous Items for THR

| Product | Code# |
|---|---|
| Neck Adapter / Short BFX Head to 8 mm Stem | 01.21.10 |
| Neck Adapter / Medium BFX Head to 8 mm Stem | 01.21.11 |
| Neck Adapter / Long BFX Head to 8 mm Stem | 01.21.12 |
| Screwdriver 2.5 / 8 mm Stem Hex | 02.20.09 |
| Hattspoon / 12x18 mm Scoop Bone Curette | 02.30.24 |
| Tray Separators / Set of Four | 02.40.04 |
| Mini Trial Cup 18.2 / Sphere | 02.81.18 |
| Mini Trial Cup 20.2 / Sphere | 02.81.20 |
| Mini Depth Gauge ø1.0 to ø1.6 mm (X-Small) | 06.50.00 |
| Depth Gauge ø1.5 to ø2.4 mm (Small) | 06.50.01 |
| Mini Reamer Shaft | 32.32.00 |
| Mini Reamer 18 / Cupless | 32.32.18 |
| Mini Reamer 20 / Cupless | 32.32.20 |
| Mini Reamer 22 / Cupless | 32.32.22 |

Swiss made

# Tibial Tuberosity Advancement

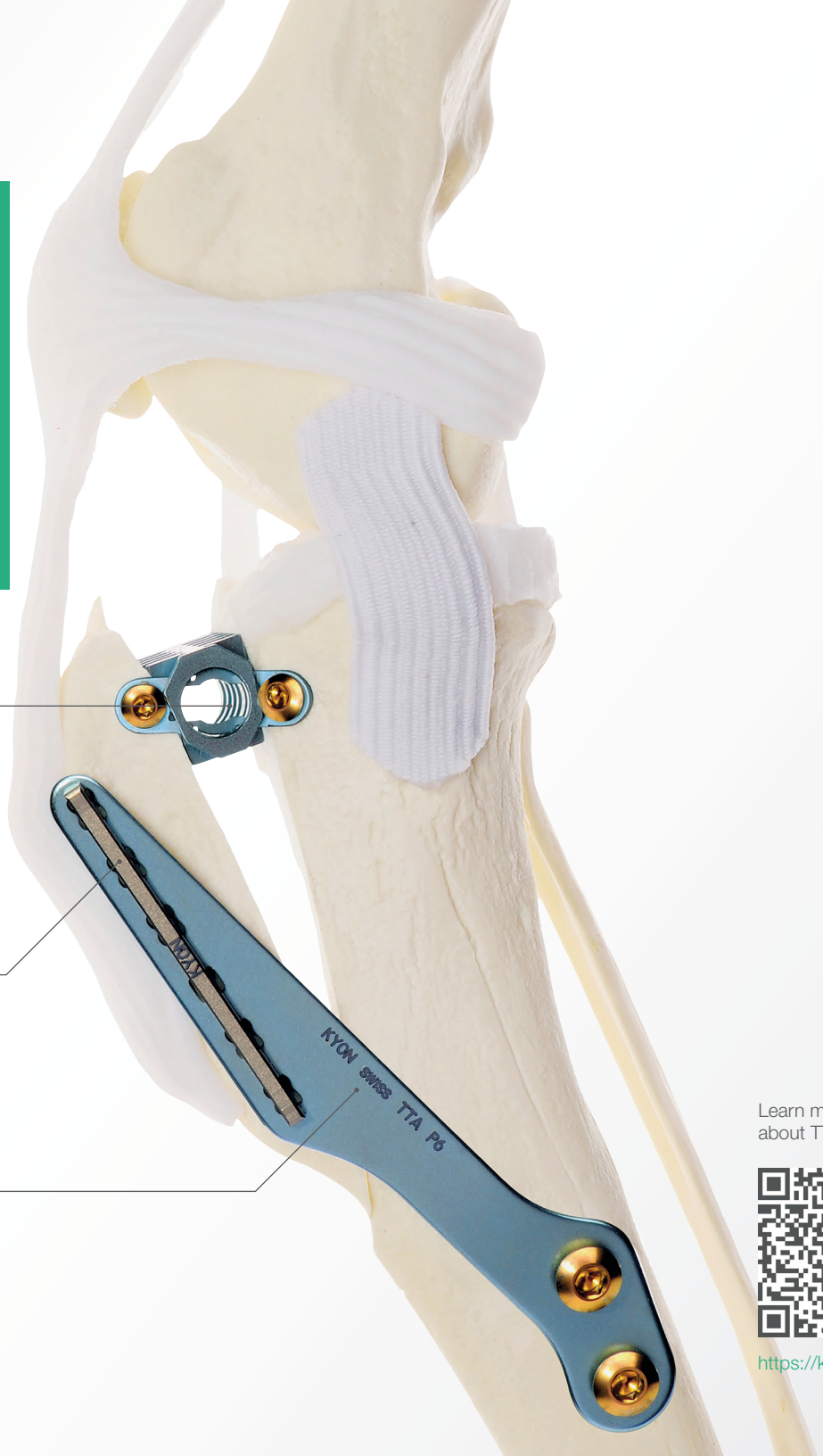


### The Original

The TTA implants and instruments were researched and developed by KYON in early 2004. After the inital commercialization, TTA was quickly accepted as a less invasive procedure compared to other geometry-modifying solutions for cranial cruciate deficiencies for canine and feline patients.

### Reduced Risk of Infection

Titanium alloys provide a reduced risk of infection. Titanium has the highest strength-to-weight ratio and superb biocompatibility making it the optimal material for our smallest patients.

### Optimal Fit

Select from more than 30 different cage sizes and a variety of plate shapes to perfectly fit the anatomy from toy to giant breeds.

Learn more about TTA:

https://kyon.ch/tta

## Cages



| | Width / Length | Code# |
|---|---|---|
| **Cage Size 3** (Mini)<br>• Different Lengths<br>• Titanium Alloy<br>• With Flange | Mini Cage 3 mm / 6.5 mm | 03.15.31 |
| | Mini Cage 3 mm / 8 mm | 03.15.32 |
| | Mini Cage 3 mm / 9.5 mm | 03.15.33 |
| **Cage Size 3**<br>• Different Lengths<br>• Titanium Alloy<br>• With Flange | Cage 3 mm / 10 mm | 03.10.00 |
| | Cage 3 mm / 13 mm | 03.10.01 |
| | Cage 3 mm / 16 mm | 03.10.02 |
| | Cage 3 mm / 19 mm | 03.10.03 |
| **Cage Size 3.75 (Mini)**<br>• Different Lengths<br>• Titanium Alloy<br>• With Flange | Mini Cage 3.75 mm / 8 mm | 03.15.42 |
| | Mini Cage 3.75 mm / 9.5 mm | 03.15.43 |
| | Mini Cage 3.75 mm / 11 mm | 03.15.44 |
| **Cage Size 4.5 (Mini)**<br>• Different Lengths<br>• Titanium Alloy<br>• With Flange | Mini Cage 4.5 mm / 9.5 mm | 03.15.53 |
| | Mini Cage 4.5 mm / 11 mm | 03.15.54 |
| | Mini Cage 4.5 mm / 12.5 mm | 03.15.55 |
| **Cage Size 4.5**<br>• Different Lengths<br>• Titanium Alloy<br>• With Flange | Cage 4.5 mm / 10 mm | 03.10.05 |
| | Mini Cage 4.5 mm / 11 mm | 03.15.54 |
| | Mini Cage 4.5 mm / 12.5 mm | 03.15.55 |

**Supplement Set Color Guide**

Mini TTA Cages require two 1.0 mm Cortical Screws

TTA Cages require two 2.4 mm Cortical Screws

| | | |
|---|---|---|
| **Cage Size 6**<br>• Different Lengths<br>• Titanium Alloy<br>• With Flange | Cage 6 mm / 13 mm | 03.10.10 |
| | Cage 6 mm / 16 mm | 03.10.11 |
| | Cage 6 mm / 19 mm | 03.10.12 |
| | Cage 6 mm / 22 mm | 03.10.13 |
| **Cage Size 7.5**<br>• Different Lengths<br>• Titanium Alloy<br>• With Flange | Cage 7.5 mm / 16 mm | 03.10.15 |
| | Cage 7.5 mm / 19 mm | 03.10.16 |
| | Cage 7.5 mm / 22 mm | 03.10.17 |
| **Cage Size 9**<br>• Different Lengths<br>• Titanium Alloy<br>• With Flange | Cage 9 mm / 16 mm | 03.10.20 |
| | Cage 9 mm / 19 mm | 03.10.21 |
| | Cage 9 mm / 22 mm | 03.10.22 |
| | Cage 9 mm / 25 mm | 03.10.23 |
| **Cage Size 10.5**<br>• Different Lengths<br>• Titanium Alloy<br>• With Flange | Cage 10.5 mm / 19 mm | 03.10.25 |
| | Cage 10.5 mm / 22 mm | 03.10.26 |
| | Cage 10.5 mm / 25 mm | 03.10.27 |
| **Cage Size 12**<br>• Different Lengths<br>• Titanium Alloy<br>• With Flange | Cage 12 mm / 19 mm | 03.10.30 |
| | Cage 12 mm / 22 mm | 03.10.31 |
| | Cage 12 mm / 25 mm | 03.10.32 |
| | Cage 12 mm / 28 mm | 03.10.33 |
| **Cage Size 13.5**<br>• Different Lengths<br>• Titanium Alloy<br>• With Flange | Cage 13.5 mm / 22 mm | 03.10.36 |
| | Cage 13.5 mm / 25 mm | 03.10.37 |
| | Cage 13.5 mm / 28 mm | 03.10.38 |
| **Cage Size 15**<br>• Different Lengths<br>• Titanium Alloy<br>• With Flange | Cage 15 mm / 25 mm | 03.10.41 |
| | Cage 15 mm / 28 mm | 03.10.42 |
| | Cage 15 mm / 31 mm | 03.10.43 |

# Cages

## Cage Spacers

| | Size | Code# |
|---|---|---|
| **Cage Spacer (Mini)**<br>• For Alignment of the Construct | Mini Spacer / 1 mm | 03.16.01 |
| | Mini Spacer / 2 mm | 03.16.02 |
| | Mini Spacer / 3 mm | 03.16.03 |
| **Cage Spacer**<br>• For Alignment of the Construct | Spacer / 2 mm | 03.11.02 |
| | Spacer / 4 mm | 03.11.04 |
| | Spacer / 6 mm | 03.11.06 |

## Cage Screws

| | Screw Length | Code# |
|---|---|---|
| **ø1.0 mm Cortical Screw**<br>• Titanium Alloy<br>• Self-Tapping<br>• T4 Recess | 6 mm - 12 mm<br>(1.0 mm Increments) | 05.06.05 -<br>05.06.12 |
| **ø2.4 mm Cortical Screw**<br>• Titanium Alloy<br>• Self-Tapping<br>• T10 Recess | 8 mm - 40 mm<br>(2.0 mm Increments) | 05.26.08-<br>05.26.40 |

See page 70-81 for a complete list of available screws.

**Supplement Set Color Guide**

Mini TTA Cages require 1.0 mm Cortical Screws

TTA Cages require 2.4 mm Cortical Screws

# Plates

## Plates

| | Proximal Holes | Code# |
|---|---|---|
| **Plates (Mini)**<br>• Titanium | Mini Plate / 3-Holes | 03.25.03 |
| | Mini Plate / 4-Holes | 03.25.04 |
| **Long Plates (Mini)**<br>• Titanium | Mini Plate / 3-Holes Long | 03.26.03 |
| | Mini Plate / 4-Holes Long | 03.26.04 |
| | Mini Plate / 3-Holes X-Long | 03.27.03 |
| **Plates**<br>• Titanium | Plate / 2-Holes | 03.20.02 |
| | Plate / 3-Holes | 03.20.03 |
| | Plate / 4-Holes | 03.20.04 |
| | Plate / 5-Holes | 03.20.05 |
| | Plate / 6-Holes | 03.20.06 |
| | Plate / 7-Holes | 03.20.07 |
| | Plate / 8-Holes | 03.20.08 |
| **Long Plates**<br>• Titanium | Plate / 3-Holes Long | 03.21.03 |
| | Plate / 4-Holes Long | 03.21.04 |
| | Plate / 5-Holes, Long | 03.21.05 |
| | Plate / 6-Holes, Long | 03.21.06 |
| | Plate / 7-Holes, Long | 03.21.07 |
| | Plate / 8-Holes, Long | 03.21.08 |

**Supplement Set Color Guide**

- Mini TTA Plates require 2.0 mm Cortical Screws
- TTA Plates require 2.7 mm Cortical Screws
- TTA Plates require 3.5 mm Cortical Screws

## Plate Screws

| | Screw Length | Code# |
|---|---|---|
| **ø2.0 mm Cortical Screw**<br>• Titanium Alloy<br>• Self-Tapping<br>• T8 Recess | 8 mm - 22 mm<br>(2.0 mm Increments) | 41.20.08-<br>41.20.22 |
| **ø2.7 mm Cortical Screw**<br>• Titanium Alloy<br>• Self-Tapping<br>• T10 Recess | 12 mm - 34 mm<br>(2.0 mm Increments) | 05.36.12-<br>05.36.34 |
| **ø3.5 mm Cortical Screw**<br>• Titanium Alloy<br>• Self-Tapping<br>• T10 Recess | 14 mm - 34 mm<br>(2.0 mm Increments) | 05.46.14-<br>05.46.34 |

See page 70-81 for a complete list of available screws.

## Forks

| | Size | Code# |
|---|---|---|
| **Fork (Mini)**<br>• Titanium Alloy | Mini Fork / 3-Prong | 03.35.03 |
| | Mini Fork / 4-Prong | 03.35.04 |
| **Fork**<br>• Titanium Alloy | Fork / 2-Prong | 03.30.02 |
| | Fork / 3-Prong | 03.30.03 |
| | Fork / 4-Prong | 03.30.04 |
| | Fork / 5-Prong | 03.30.05 |
| | Fork / 6-Prong | 03.30.06 |
| | Fork / 7-Prong | 03.30.07 |
| | Fork / 8-Prong | 03.30.08 |

## Instruments & Organization

| | | Product | Code# |
|---|---|---|---|
| Screwdriver | | Screwdriver Insert T4 | 06.60.03 |
| | | Screwdriver Insert T8 | 06.60.07 |
| | | Mini Screwdriver Handle (X-Small) | 06.60.00 |
| | 1 | Screwdriver Insert T10 | 02.20.20 |
| | 2 | Screwdriver Handle (Small) | 14.60.01 |
| Drill Bit & Drill Stop | | Drill Bit ø0.7 mm / L 85/60 mm | 06.10.00 |
| | | Drill Bit ø1.5 mm / L 110/85 mm | 38.10.150 |
| | 3 | Drill Bit ø1.8 mm / L 125/100 mm | 06.10.03 |
| | | Drill Bit ø2.0 mm / L 102/75 mm | 04.20.03 |
| | | Drill Bit ø2.5 mm / L 145/120 mm | 02.20.04 |
| | | Drill Stop ø1.5 mm | 06.15.02 |
| | | Drill Stop ø1.8 mm | 06.15.03 |
| | | Drill Stop ø2.0 mm | 06.15.04 |
| | | Drill Stop ø2.5 mm | 02.20.13 |
| Drill sleeve | 4 | Mini Drill Sleeve / ø0.7/1.5 mm Neutral | 04.21.12 |
| | | Drill Sleeve / ø2.0/2.5 mm Neutral | 04.20.12 |
| | 5 | Drill Sleeve ø1.8 mm / for Cages | 04.20.18 |
| Drill Guide | | Mini Drill Guide / 4 Hole for Mini Forks | 04.11.01 |
| | | Mini Pins ø1.5 mm / Set of Two, for Drillguide | 04.11.05 |
| | 6 | Drill Guide / 8 Hole for Forks | 04.10.01 |
| | 7 | Drill Guide / 4 Hole for Forks | 04.10.06 |
| | 8 | Pins ø1.9 mm / Set of Two, for Drillguide | 04.10.05 |

**Supplement Set Color Guide**

- Mini TTA specific instruments
- Standard TTA specific instruments

## Instruments & Organization

| | | Product | Code# |
|---|---|---|---|
| Spreader | 9 | Spreader 6 mm | 04.50.06 |
| | | Spreader 7.5 mm | 04.50.07 |
| | | Spreader 9 mm | 04.50.09 |
| | | Spreader 10.5 mm | 04.50.10 |
| | | Spreader 12 mm | 04.50.12 |
| | | Spreader 13.5 mm | 04.50.13 |
| | | Spreader 15 mm | 04.50.15 |
| | 10 | T-Handle / Plate Bender, w/o Spreaders | 04.10.14 |
| Various | | Mini Depth Gauge ø1.0 to ø1.6 mm (X-Small) | 06.50.00 |
| | | Depth Gauge ø2.7 to ø4.0 mm (Large) | 04.20.05 |
| | | Depth Gauge ø1.5 to ø2.4 mm (Small) | 06.50.01 |
| | 11 | Hammer / 100 g | 04.30.01 |
| | | Screw Retaining Sleeve | 06.60.11 |
| | | Screw Forceps | 06.60.06 |
| | 12 | Fine Touch Forceps / L 175 mm TTA | 30.10.40 |
| | | Fine Touch Forceps / L 175 mm Medium Claw | 30.10.15 |
| | 13 | Fork Inserter | 04.10.02 |
| | 14 | Plate Bender | 04.10.03 |
| Organization | | Implant Tray / w/ Inserts | 04.40.02 |
| | | Implant Tray Extended Selection, w/ Cover | 04.41.02 |
| | | Tray Separator / Set of Two | 80.02.04 |
| | | Lid / Blue, Container | 80.00.01 |
| | | Lid / Silver, Container | 80.00.02 |
| | | Bottom / 30 mm Single Height Container | 80.01.01 |
| | | Bottom / 57 mm Double Height Container | 80.01.02 |
| | | Silicon Pad / for Container | 80.02.02 |
| | | Permanent Filter / for Container | 80.02.01 |

**Supplement Set Color Guide**

Mini TTA specific instruments
Standard TTA specific instruments

Swiss made

# TTA-2
# TTA-2b

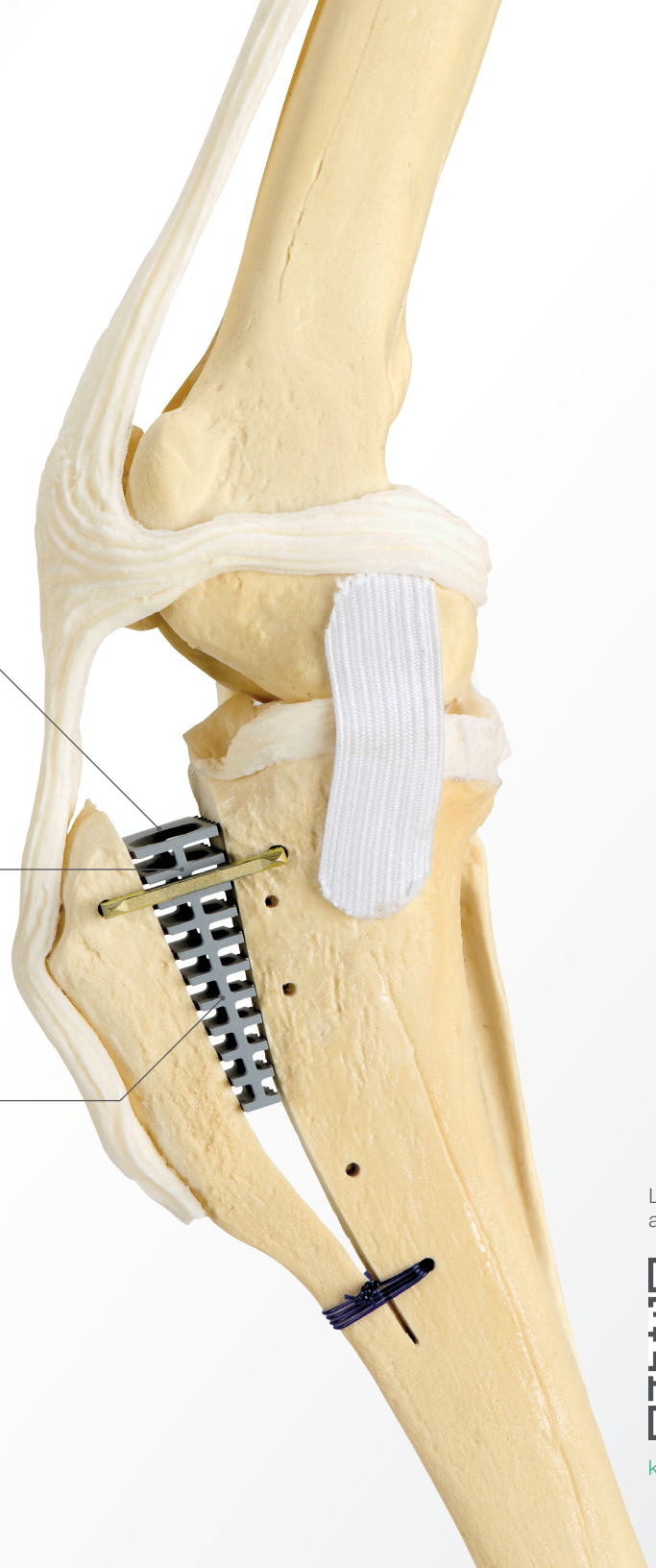

### The Original - Refined
The TTA-2 system consists of fewer implant parts, which reduces the capital and carrying costs. A more economical solution.

### Less Invasive
TTA-2 is less invasive than the original TTA. It requires less implant parts, less holes in the tibia and thanks to the staple, the periosteum is preserved.

### Superb Biocompatibility
Titanium is known for its biocompatibility and thereby reduces the risk of an infection.

Learn more about TTA-2:

kyon.ch/tta-2

# Cages

## TTA-2 Cages



| | Width / Length | Code# |
|---|---|---|
| TTA-2 Cage<br>• Different Lengths<br>• Titanium Alloy<br>• Biocer® Coating | 3 mm / 12 mm | 03.80.11 |
| | 4 mm / 14 mm | 03.80.21 |
| | 6 mm / 16 mm w/ Staple 15.8 mm | 03.80.31 |
| | 7.5 mm / 18 mm w/ Staple 17.6 mm | 03.80.41 |
| | 9 mm / 20 mm w/ Staple 20.8 mm | 03.80.51 |
| | 10.5 mm / 22 mm w/ Staple 23.3 mm | 03.80.61 |
| | 12 mm / 24 mm w/ Staple 25.8 mm | 03.80.71 |
| | 13.5 mm / 26 mm w/ Staple 28.3 mm | 03.80.81 |
| | 15 mm / 28 mm w/ Staple 28.3 mm | 03.80.91 |

## TTA-2 Staple

| | Length | Code# |
|---|---|---|
| TTA-2 Staple<br>• Different Lengths<br>• Titanium Alloy<br>• Biocer® Coating | 15.8 mm for Cage 6/16 | 03.90.41 |
| | 17.6 mm for Cage 7.5/18 | 03.90.51 |
| | 20.8 mm for Cage 9/20 | 03.90.61 |
| | 23.3 mm for Cage 10.5/22 | 03.90.71 |
| | 25.8 mm for Cage 12/24 | 03.90.81 |
| | 28.3 mm for Cage 13.5/26 and 15/28 | 03.90.91 |

## TTA-2b Cages

| | Width / Length | Code# |
|---|---|---|
| TTA-2b Cage<br>• Different Lengths<br>• Titanium Alloy<br>• Cuttable | 6 mm / 22 mm | 03.81.31 |
| | 9 mm / 25 mm | 03.81.51 |
| | 12 mm / 28 mm | 03.81.71 |

**Supplement Set Color Guide**

- TTA-2/-2b Cage requiring Staple
- TTA-2/-2b Cage requiring no Staple

## Instruments & Organization

| | | Description | Code# |
|---|---|---|---|
| Screwdriver | | Screwdriver Handle (Small) | 14.60.01 |
| | | Screwdriver Insert ø2.5 mm (Hex) | 04.20.07 |
| Drilling | | Drill Bit ø2.0 mm / L 102/75 mm | 04.20.03 |
| | | Drill Stop ø2.0 mm | 06.15.04 |
| | 1 | TTA-2 Drillguide for Staples with Pin | 04.90.02 |
| Sawguide (Small) | | Sawguide Set (Small) - Cages Size 3-6 | 04.60.21 |
| | | Clamp (Small) | 04.60.33 |
| | | Screw (Small) | 04.60.34 |
| | | Pin Distal 3.5 mm (Small) | 04.60.11 |
| | | Pin Distal 4.0 mm (Small) | 04.60.12 |
| | | Pin Proximal (31 mm) | 04.60.25 |
| | | Pin Proximal (36.5 mm) | 04.60.26 |
| Sawguide (Large) | 2 | Sawguide Set (Large) - Cages Size 7.5-15 | 04.60.22 |
| | | Clamp (Large) | 04.60.03 |
| | | Screw (Large) | 04.60.04 |
| | | Pin Distal 4.5 mm (Large) | 04.60.13 |
| | | Pin Distal 5.0 mm (Large) | 04.60.14 |
| | 3 | Pin Distal 5.5 mm (Large) | 04.60.15 |
| | | Pin Proximal (42 mm) | 04.60.27 |
| | 4 | Pin Proximal (52 mm) | 04.60.28 |
| Cage Cutter | 5 | Cage Cutter / Shearing Handle | 04.70.01 |
| | | Cage Holder for TTA-2b Cages 6 & 7.5 | 04.71.06 |
| | | Cage Holder for TTA-2b Cages 9 & 10.5 | 04.71.09 |
| | 6 | Cage Holder for TTA-2b Cages 12 & 13.5 | 04.71.12 |
| Various | 7 | Fine Touch Forceps / Spreader (Cages Size 7.5-15) | 30.10.45 |
| | 8 | Fine Touch Forceps / TTA | 30.10.40 |
| | 9 | Fine Touch Forceps / Medium Claw | 30.10.15 |
| | | Depth Gauge ø2.7 to ø4.0 mm (Large) | 04.20.05 |
| | 10 | Hammer / 100 g | 04.30.01 |
| | | K-Wire ø1.15 mm / L 150 mm Pack of 6 | 04.60.43 |
| | | K-Wire ø1.6 mm / L 150 mm Pack of 6 | 04.60.44 |
| Organization | | KSS Tray / 29.5 mm General Purpose | 82.30.01 |
| | | KSS Lid for Tray for Instruments | 82.10.01 |
| | | Silicon Pad for Container | 80.02.02 |
| | | Bottom / 57 mm Double Height Container | 80.01.02 |
| | | Lid for Container (Silver) | 80.00.02 |
| | | Permanent Filter for Container | 80.02.01 |

**Supplement Set Color Guide**

- TTA-2 Specific Instruments
- TTA-2b Specific Instruments

Swiss made

# Patellar Groove Replacement

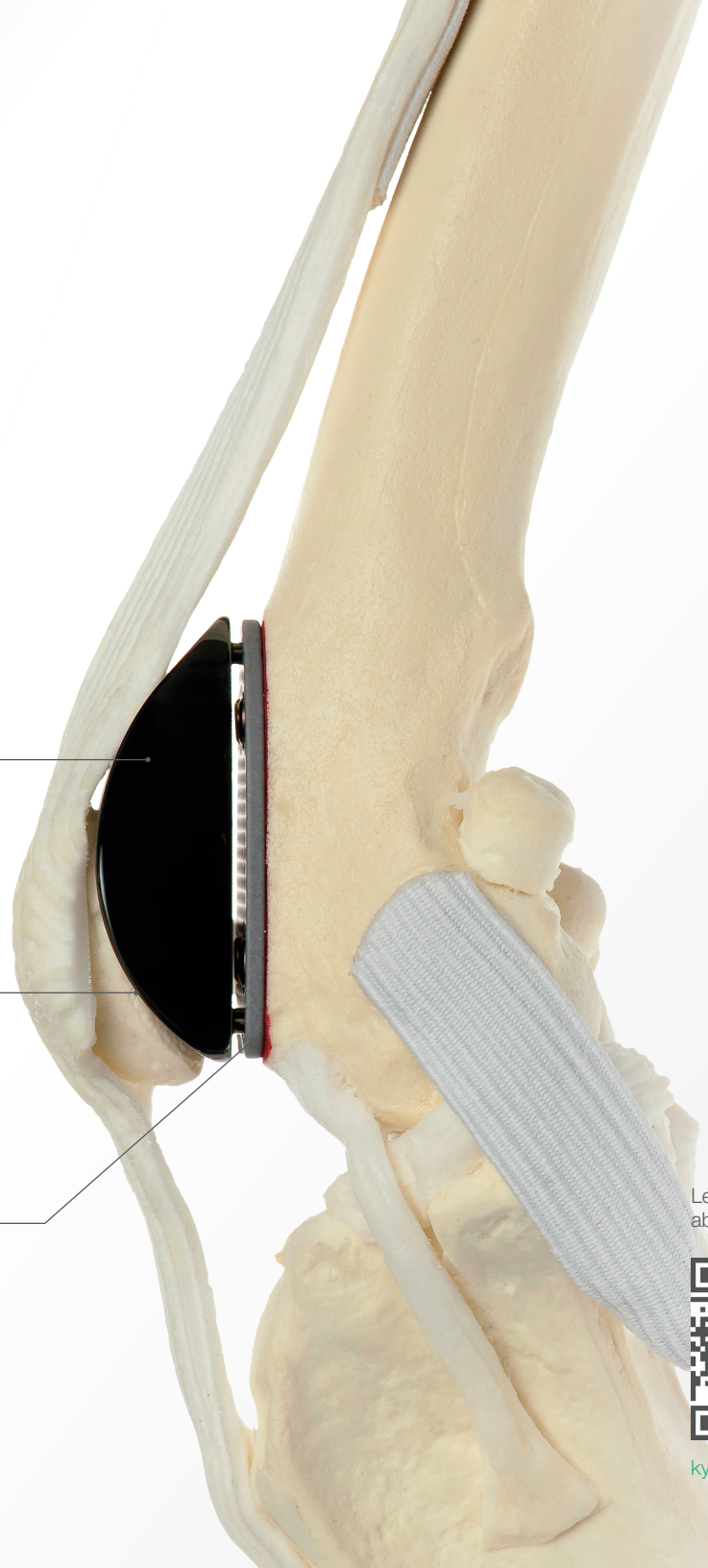

### The Original
Patellar Groove Replacement (PGR) was the first device on the market to restore a functional patellar groove. Researched and developed by KYON.

### Low Friction, Low Wear & Inert
Amorphous Diamond Like Carbon (ADLC) on Titanium alloy, provides a smooth, hard, scratch resistant and biologically inert interface with a low coefficient of friction.

### Fast Osseointegration
Rapid bone ingrowth on and through the base plate facilitated by Biocer® surface treatment.

Learn more about PGR:

kyon.ch/pgr

## Implants



| Product | Size | Code# |
|---|---|---|
| **Patellar Groove Prosthesis**<br>• Titanium Alloy<br>• Amorphous Diamond-like Carbon (ADLC)<br>• Includes Baseplate and Groove | Size 1 | 13.10.01 |
| | Size 1.5 | 13.10.015 |
| | Size 2 | 13.10.02 |
| | Size 2.5 | 13.10.025 |
| | Size 3 | 13.10.03 |
| | Size 4 | 13.10.04 |
| | Size 5 | 13.10.05 |
| | Size 6 | 13.10.06 |
| | Size 7 | 13.10.07 |
| | Size 8 | 13.10.08 |
| | Size 9 | 13.10.09 |
| | Size 10 | 13.10.10 |

| Product | Size | Code# |
|---|---|---|
| **Trial Prosthesis**<br>• Titanium Alloy | Trial / 1 | 14.10.01 |
| | Trial / 1.5 | 14.10.015 |
| | Trial / 2 | 14.10.02 |
| | Trial / 2.5 | 14.10.025 |
| | Trial / 3 | 14.10.03 |
| | Trial / 4 | 14.10.04 |
| | Trial / 5 | 14.10.05 |
| | Trial / 6 | 14.10.06 |
| | Trial / 7 | 14.10.07 |
| | Trial / 8 | 14.10.08 |
| | Trial / 9 | 14.10.09 |
| | Trial / 10 | 14.10.10 |

### Screws

| Product | Size | Code# |
|---|---|---|
| **ø1.5 mm Cortical Screw**<br>• Titanium Alloy<br>• Self-Tapping<br>• T6 Recess | 6 mm - 22 mm<br>(2.0 mm Increments) | 05.16.06-<br>05.16.22 |
| **ø2.4 mm Cortical Screw**<br>• Titanium Alloy<br>• Self-Tapping<br>• T10 Recess | 12 mm - 34 mm<br>(2.0 mm Increments) | 05.26.10-<br>05.26.32 |

See page 70-81 for a complete list of available screws.

**Supplement Set Color Guide**

- Prosthesis requires ø1.5 mm Cortical Screws
- Prosthesis requires ø2.4 mm Cortical Screws

## Instruments & Organization

| | | Product | Code# |
|---|---|---|---|
| Drill Bit & Drill Sleeve | 1 | Drill Bit ø1.1 mm / L 85/60 mm | 06.10.01 |
| | 2 | Drill Bit ø1.8 mm / L 125/100 mm | 06.10.03 |
| | 3 | Drill Sleeve / ø1.1/1.8 mm | 14.20.01 |
| Screwdriver | 4 | Screwdriver Insert T6 | 06.60.04 |
| | 5 | Screwdriver insert T10 | 02.20.20 |
| | 6 | Screwdriver Handle (Small) | 14.60.01 |
| | 7 | Screw Retaining Sleeve | 06.60.11 |
| Various | 8 | Depth Gauge ø1.5 to ø2.4 mm (Small) | 06.50.01 |
| | | Screw Forceps | 06.60.06 |
| Organization | | Instrument Tray PGR | 14.90.01 |
| | | Lid / Gold, Container | 80.00.03 |
| | | Bottom 30 mm Single Height Container | 80.01.01 |
| | | Permanent Filter for Container | 80.02.01 |

KYON Swiss
10-02
KYON Swiss
10-02
KYON Swiss
10-02
KYON Swiss
10-02
13.20.06
13.20.05

Swiss made

# Proximal Interphalangeal Arthrodesis

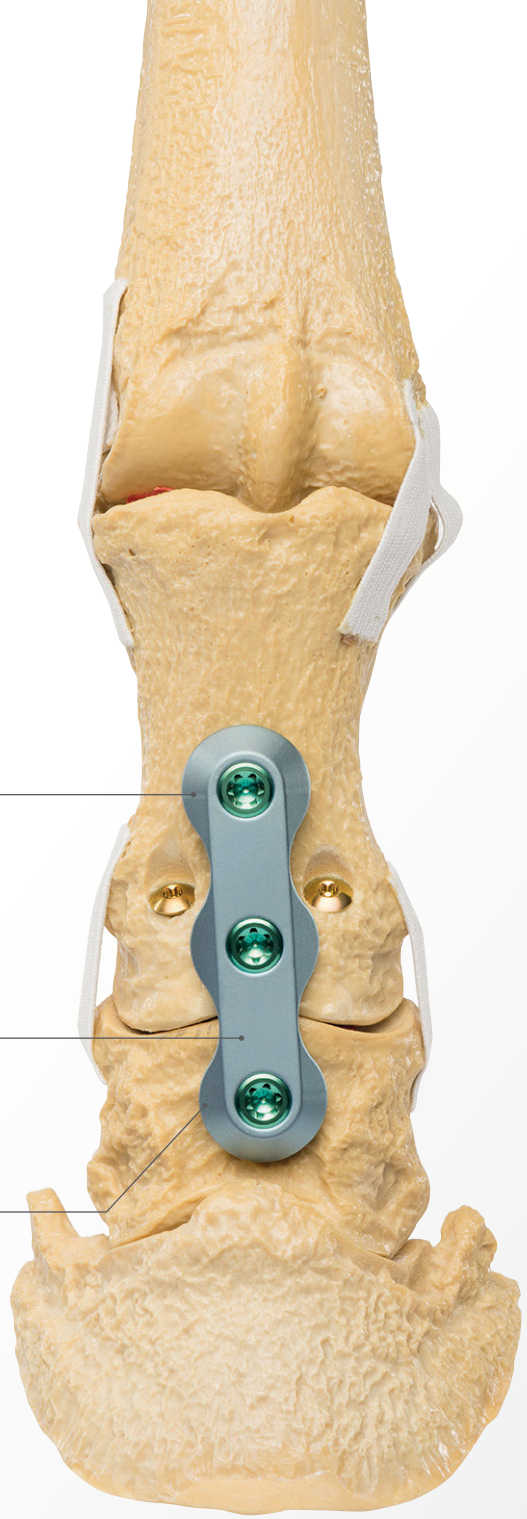

### Designed to Withstand Equine Forces

The ALPS PIP plate is designed for the arthrodesis of the equine proximal interphalangeal joint. It accomodates B-locking screws, as well as conventional cortical screws in compression and angulation.

### Reduced Risk of Infection

All components are manufactured from titanium alloy, which is biocompatible and reduces the risk of infection.

### Preservation of Vascular Supply

All ALPS® plates are designed to minimize the contact area of the plate with the periosteum and to minimize vascular damage. This results in accelerated healing.

Learn more about PIP:

kyon.ch/pip

## Plates



| | Size | Screw Compatibility | Width / Length | Holes | Code# |
|---|---|---|---|---|---|
| **ALPS PIP Plate**<br>• Titanium Alloy<br>• ALPS Technology | Size 16 | • ø6.4 mm B-Locking Screw (Locking)<br>• ø4.5 mm Cortical Screw (Angulation) | 16 mm / 56 mm | 3 holes | 05.70.03 |
| | Size 20 | • ø6.4 mm B-Locking Screw (Locking)<br>• ø4.5 mm Cortical Screw (Angulation) | 20 mm / 68 mm | 3 holes | 05.80.03 |

## Screws
### B-Locking Screws

| | Size | Code# |
|---|---|---|
| **ø6.4 mm B-Locking Screw**<br>• Titanium Alloy<br>• Self-Tapping<br>• T30 Recess | 18 mm - 28 mm<br>(2.0 mm increments) | 05.55.18-<br>05.55.28 |

See page 70-81 for a complete list of available screws.

### Cortical Screws

| Product | Size | Code# |
|---|---|---|
| **ø4.5 mm Cortical Screw**<br>• Titanium Alloy<br>• Self-Tapping<br>• T15 Recess | 18 mm - 60 mm<br>(2.0 mm increments) | 05.56.18-<br>05.56.60 |

See page 70-81 for a complete list of available screws.

**Supplement Set Color Guide**

- For ø6.4 mm B-Locking Screw
- For ø4.5 mm Cortical Screw

## Instruments & Organization

| Product | | Size | Code# |
|---|---|---|---|
| **Drill Bit & Drill Stop** | 1 | Drill bit ø3.2 mm / L 145/120 mm | 06.10.07 |
| | | Drill stop ø3.2 mm | 06.15.07 |
| | 2 | Drill bit ø5.0 mm / L 110/85 mm | 06.10.10 |
| | | Drill stop ø5.0 mm | 06.15.09 |
| **Drill Sleeve** | 3 | ALPS-I Drill sleeve ø3.2 mm / screw-in | 06.21.05 |
| | 4 | ALPS-I Drill sleeve ø5.0 mm / B 6.4 mm locking | 06.30.05 |
| **Screwdriver** | | Screwdriver T15 industrial | 36.40.15 |
| | 5 | Screwdriver T30 | 06.60.09 |
| **Organization** | | Silicon pad for Container | 80.02.02 |
| | | KSS Tray 29.5 mm General Purpose | 82.30.01 |
| | | KSS Lid for Tray | 82.10.01 |

Swiss made

# Juvenile Pubic Symphysiodesis

### Early prevention from severe HD

Juvenile Pubic Symphysiodesis (JPS) seeks to improve the capture of the femur by the pelvis by inserting staples into the growth plate of the pubis. The procedure aims to prevent painful and mobility-limiting long-term effects of untreated canine hip dysplasia (HD).

### Biocompatibility

The implant is made from Titanium alloy and specifically designed for JPS. Titanium is highly biocompatible and reduces the risk of infection. It's an advanced solution compared to the more commonly used steel wire bent into a staple shape.

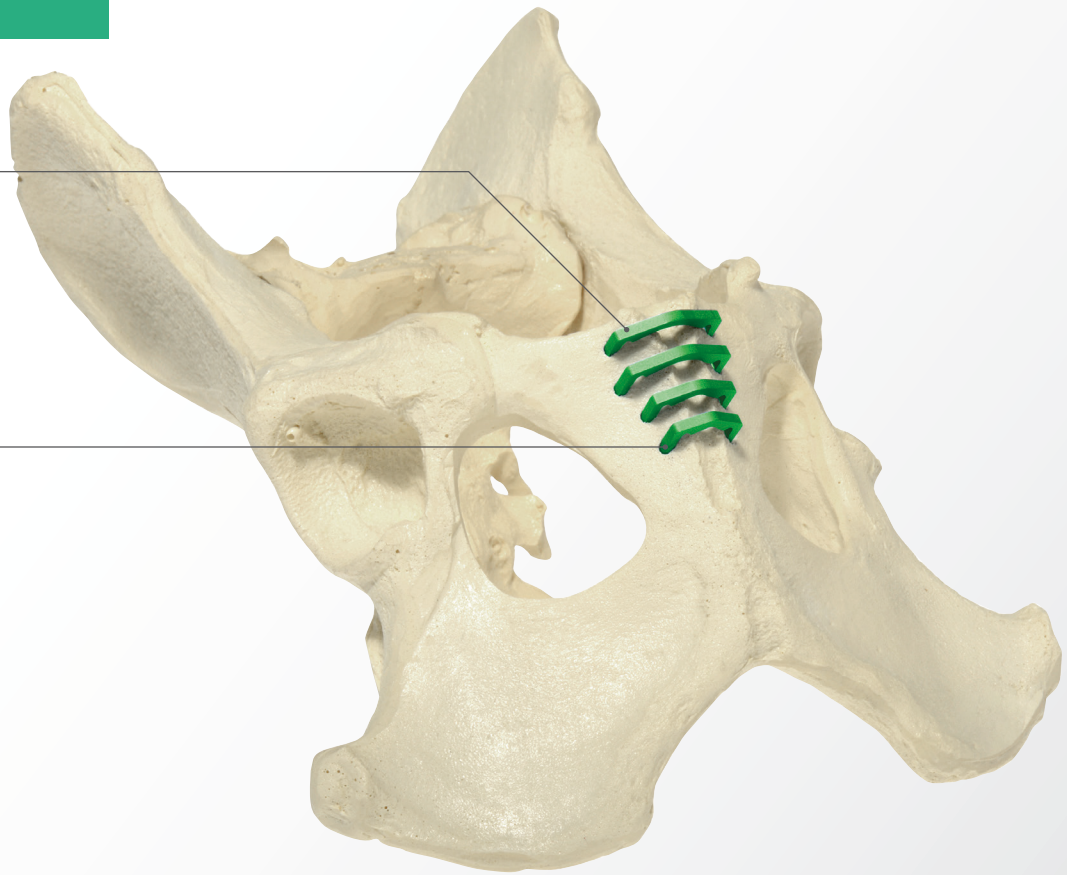

## Staples



| Product | Size | Code# |
|---|---|---|
| **JPS Staples**<br>• Titanium Alloy | JPS Staples / 8 | 27.10.08 |
| | JPS Staples / 10 | 27.10.10 |
| | JPS Staples / 12 | 27.10.12 |
| | JPS Staples / 14 | 27.10.14 |
| | JPS Staples / 16 | 27.10.16 |

## Instruments

| Product | Size | Code# |
|---|---|---|
| **Drill Guide** | JPS Drillguide | 28.10.00 |
| **Various** | Drill bit ø2.0 mm / L 102/75 mm | 04.20.03 |
| | Hammer / 100 g | 04.30.01 |

Swiss made

# ALPS®
# Product Range

## Reduced Risk of Infection

All implants of the ALPS® Product Range are made of Titanium for superior biocompatibility.

ALPS-II

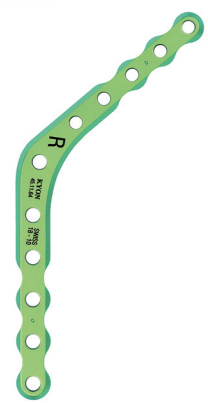

ALPS® FUSE Arthrodesis

ALPS® TPLO

ALPS® Distal Humerus

ALPS® PAUL-II

ALPS® AcetFx Acetabular Fracture

ALPS® DPO

## Preserves Vascular Supply

The plates of the ALPS® Product Range are designed to minimize the contact-area of the plate with the periosteum and therefore minimize vascular damage.



Footprint of ALPS-II

Footprint of other Fracture Plates

## KLS™ anchor the full range of plates

KLS are designed to make insertion easy, fast and safe. They feature a proprietary thread and cutting flute design. Can be used monocortic or bicortical and with a bead for agulation and compression.

KYON Locking Screw (KLS) and KLS bead

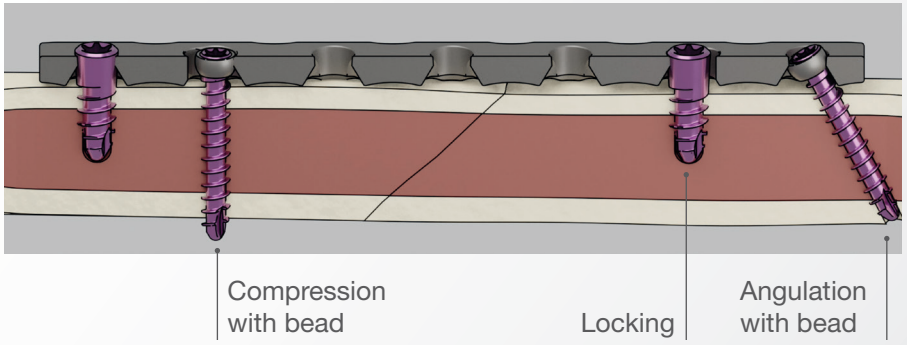

Swiss made

# ALPS® TPLO

### Anatomically Shaped
The shape of the ALPS® TPLO is optimized to simplify implantation and to perfectly fit the tibia from the smallest to the biggest patient.

### ALPS® Technology
The design of all ALPS® TPLO plates minimizes the contact between plate and bone accelerating the healing process.

### Superior Biocompatibility
The ALPS® TPLO plates are manufactured from titanium alloy for supreme biocompatibility and strength.

### Dedicated Compression Hole
The most distal hole of the ALPS® TPLO plates can optionally be used as a compression hole if compression of the osteotomy is desired.

Learn more about TPLO:

kyon.ch/tplo

## ALPS® TPLO Plates

| | Size / Holes | Screw Compatibility | Implant Variant | Code# |
|---|---|---|---|---|
| **ALPS® TPLO Plate**<br>• Titanium Alloy<br>• ALPS® Technology<br>• Pre-contoured<br>• Distal Compression Hole | Size 4 / 6 Holes | • ø1.5 mm KLS-Locking Screw[1]<br>• ø1.0 mm Cortical Screw[2] | Left<br>Right | 35.04.31<br>35.04.32 |
| | Size 5 / 6 Holes | • ø2.0 mm KLS-Locking Screw[1]<br>• ø1.5 mm Cortical Screw[2] | Left<br>Right | 35.05.31<br>35.05.32 |
| | Size 6 / 6 Holes | • ø2.0 mm KLS-Locking Screw[1]<br>• ø1.5 mm Cortical Screw[2] | Left<br>Right | 35.06.31<br>35.06.32 |
| | Size 7 / 6 Holes | • ø3.0 mm KLS-Locking Screw[1]<br>• ø2.0 mm Cortical Specialty Screw[2] | Left<br>Right | 35.07.31<br>35.07.32 |
| | Size 9 / 6 Holes | • ø3.5 mm KLS-Locking Screw[1]<br>• ø2.4 mm Cortical Screw[2] | Left<br>Right | 35.09.31<br>35.09.32 |
| | Size 10 / 6 Holes | • ø4.0 mm KLS-Locking Screw[1]<br>• ø3.0 mm Cortical Specialty Screw[2] | Left<br>Right | 35.10.31<br>35.10.32 |
| | Size 10 / 8 Holes | • ø4.0 mm KLS-Locking Screw[1]<br>• ø3.0 mm Cortical Specialty Screw[2] | Left<br>Right | 35.10.41<br>35.10.42 |
| | Size 12 / 8 Holes | • ø4.5 mm KLS-Locking Screw[1]<br>• ø3.5 mm Cortical Screw[2] | Left<br>Right | 35.12.41<br>35.12.42 |

[1] Locking | [2] Compression

## KLS™ Locking Screws

| | Diameter |
|---|---|
| **KLS-Locking Screw**<br>• Titanium Alloy<br>• Self-Tapping | ø1.5 mm-4.5 mm |

See page 70-81 for a complete list of available screws.

## Cortical Screws

| | Diameter |
|---|---|
| **Cortical Screw**<br>• Titanium Alloy<br>• Self-Tapping<br>• For Compression | ø1.0 mm-3.5 mm |

## Cortical Specialty Screws

| | Diameter |
|---|---|
| **Cortical Specialty Screw**<br>• Titanium Alloy<br>• Self-Tapping<br>• For Compression | ø2.0 mm-3.0 mm |

## Instruments & Organization




ALPS® TPLO Size 4 / Size 5 / Size 6

| | | Description | Code# |
|---|---|---|---|
| Screwdriver | 1 | Mini Screwdriver Handle (X-Small) | 06.60.00 |
| | 2 | Screwdriver Insert T4 | 06.60.03 |
| | 3 | Screwdriver Insert T6 | 06.60.04 |
| | 4 | Screwdriver Insert T10 | 02.20.20 |
| Drill Bit & Drill Stop | 5 | Drill Bit ø0.7 / 85 60 mm | 06.10.00 |
| | 6 | Drill Bit ø1.1 / 85 60 mm | 06.10.01 |
| | 7 | Drill Bit ø1.5 / 110 85 mm | 38.10.150 |
| | 8 | Drill Stop ø1.1 mm | 06.15.01 |
| | 9 | Drill Stop ø1.5 mm | 06.15.02 |
| Drill Sleeve | 10 | KLS Drillsleeve 0.7 / ø1.0 mm Compression | 36.25.00 |
| | 11 | KLS Drillsleeve 1.1 / ø1.5 mm Locking | 36.05.11 |
| | 12 | TPLO Drillsleeve 1.1 / ø1.5 mm Compression | 36.10.11 |
| | 13 | KLS Drillsleeve 1.5 / ø2.0 mm Locking | 36.05.15 |
| Jig / Temp. Fixation | | Jig / Small w/ 2 Sleeves | 36.30.01 |
| | | Sleeve ø1.0 mm for Jig (Small) | 36.33.11 |
| | 14 | KLS Temporary Fixation Peg / ø1.5 mm | 36.35.15 |
| | 15 | Jig / Medium w/ 2 Sleeves | 36.30.02 |
| | 16 | KLS Temporary Fixation Peg / ø2.0 mm | 36.35.20 |
| | | Sleeve ø2.0 mm for Jig (Medium) | 36.33.20 |
| | | K-wire ø1.0 mm / L 150 mm, Pack of 10 | 76.10.60 |
| | | K-wire ø2.0 mm / L 150 mm, Pack of 10 | 76.10.70 |
| Various | 17 | Mini Depth Gauge ø1.0 to ø1.6 mm (X-Small) | 06.50.00 |
| | 18 | Hexagon Key Wrench 2 mm (Industrial) | 36.41.02 |
| | | KLS Measuring Tool | 40.00.01 |
| Organization | 19 | KSS Tray / 29.5 mm TPLO 4/5/6 | 82.30.08 |
| | | KSS Lid for Tray for Instruments | 82.10.01 |
| | | Surgical Fabric Wrap for Instruments | 36.50.00 |
| | | Bottom / 57 mm Double Height Container | 80.01.02 |
| | | Lid for Container (Green) | 80.00.04 |
| | | Permanent Filter for Container | 80.02.01 |

**Supplement Set Color Guide**

- Size 4 Specific Instruments
- Size 5 / Size 6 Specific Instruments

## ALPS® TPLO Size 7 / Size 9

| | Description | Code# |
|---|---|---|
| **Screwdriver** | Screwdriver Handle (Small) | 14.60.01 |
| | Screwdriver Insert T8 | 06.60.07 |
| | Screwdriver Insert T10 | 36.40.10 |
| **Drill Bit & Drill Stop** | Drill Bit ø1.5 mm / L 145/120 mm | 38.10.150 |
| | Drill Bit ø2.0 mm / L 145/120 mm | 38.10.200 |
| | Drill Bit ø1.8 mm / L 145/117 mm | 38.10.180 |
| | Drill Bit ø2.5 mm / L 145/120 mm | 02.20.04 |
| | Drill Stop ø1.5 mm | 06.15.02 |
| | Drill Stop ø1.8 mm | 06.15.03 |
| | Drill Stop ø2.0 mm | 06.15.04 |
| | Drill Stop ø2.5 mm | 02.20.13 |
| **Drill Sleeve** | TPLO Drill Sleeve ø1.5 mm / ø2.0 mm Compression | 36.10.15 |
| | KLS Drill Sleeve ø2.0 mm / ø3.0 mm Locking | 36.05.20 |
| | TPLO Drill Sleeve ø1.8 mm / ø2.4 mm Compression | 36.25.05 |
| | KLS Drill Sleeve ø2.5 mm / ø3.5 mm Locking | 36.05.25 |
| **Jig / Temp. Fixation** | Jig / Medium w/ 2 Sleeves | 36.30.02 |
| | Sleeve ø2.0 mm for Jig (Medium) | 36.33.20 |
| | KLS Temporary Fixation Peg / ø3.5 mm K-wire 1.6 mm | 36.35.35 |
| | Jig / Large w/ 2 Sleeves | 36.30.03 |
| | Sleeve ø2.5 mm for Jig (Large) | 36.33.25 |
| | KLS Temporary Fixation Peg / ø3.5 mm K-wire 1.6 mm | 36.35.35 |
| | K-wire ø1.6 mm / L 150 mm, pack of 6 | 04.60.44 |
| | K-wire ø2.0 mm / L 150 mm, pack of 10 | 76.10.70 |
| | K-wire ø2.5 mm / L 150 mm, pack of 10 | 76.10.75 |
| | K-wire ø3.0 mm / L 150 mm, pack of 10 | 76.11.00 |
| **Various** | Depth Gauge ø1.5 to ø2.4 mm (Small) | 06.50.01 |
| | KLS Measuring Tool | 40.00.01 |
| **Organization** | KSS Tray / 29.5 mm TPLO 7/9 | 82.30.09 |
| | KSS Lid for Tray for Instruments | 82.10.01 |
| | Surgical Fabric Wrap for instruments | 36.50.00 |
| | Bottom / 57 mm Double Height Container | 80.01.02 |
| | Lid for Container (Green) | 80.00.04 |
| | Permanent Filter for Container | 80.02.01 |

**Supplement Set Color Guide**

- Size 7 Specific Instruments
- Size 9 Specific Instruments

## ALPS® TPLO Size 10 / Size 12

| | Description | Code# |
|---|---|---|
| **Screwdriver** | Screwdriver Handle (Small) | 14.60.01 |
| | Screwdriver Insert T10 | 36.40.10 |
| | Screwdriver Insert T15 | 06.60.08 |
| **Drill Bit & Drill Stop** | Drill Bit ø2.0 mm / L 145/120 mm | 38.10.200 |
| | Drill Bit ø2.5 mm / L 145/120 mm | 02.20.04 |
| | Drill Bit ø3.0 mm / L 145/120 mm | 02.20.03 |
| | Drill Bit ø3.5 mm / L 147/120 mm | 06.10.11 |
| | Drill Stop ø2.0 mm | 06.15.04 |
| | Drill Stop ø2.5 mm | 02.20.13 |
| | Drill Stop ø3.0 mm | 02.20.12 |
| | Drill Stop ø3.5 mm | 06.15.08 |
| **Drill Sleeve** | KLS Drill Sleeve ø2.0 mm / ø3.0 mm Compression | 36.25.04 |
| | KLS Drill Sleeve ø3.0 mm / ø4.0 mm Locking | 36.10.40 |
| | TPLO Drill Sleeve ø2.5 mm / ø3.5 mm Compression | 36.10.25 |
| | KLS Drill Sleeve ø3.5 mm / ø4.5 mm Locking | 36.05.35 |
| **Jig / Temp. Fixation** | Jig / Large w/ 2 Sleeves | 36.30.03 |
| | Sleeve ø2.5 mm for Jig (Large) | 36.33.25 |
| | KLS Temporary Fixation Peg / ø4.0 mm K-wire 1.6 mm | 36.35.40 |
| | KLS Temporary Fixation Peg / ø4.5 mm K-wire 1.6 mm | 36.35.45 |
| | K-wire ø1.6 mm / L 150 mm, pack of 6 | 04.60.44 |
| | K-wire ø2.5 mm / L 150 mm, pack of 10 | 76.10.75 |
| | K-wire ø3.0 mm / L 150 mm, pack of 10 | 76.11.00 |
| **Various** | Depth Gauge ø2.7 to ø4.0 mm (Large) | 04.20.05 |
| | KLS Measuring Tool | 40.00.01 |
| **Organization** | KSS Tray / 29.5 mm TPLO 10/12 | 82.30.07 |
| | KSS Lid for Tray for Instruments | 82.10.01 |
| | Surgical Fabric Wrap for Instruments | 36.50.00 |
| | Bottom / 57 mm Double Height Container | 80.01.02 |
| | Lid for Container (Green) | 80.00.04 |
| | Permanent Filter for Container | 80.02.01 |

**Supplement Set Color Guide**

- Size 10 Specific Instruments
- Size 12 Specific Instruments

Swiss made

# ALPS® PAUL-II

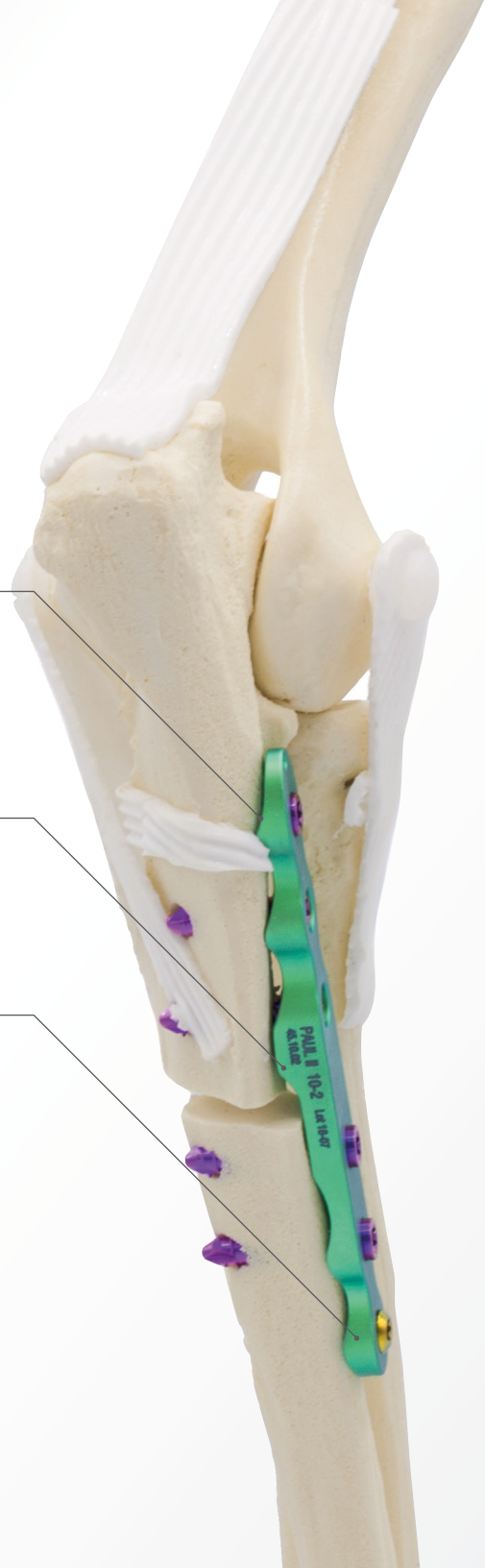


### ALPS® Technology
The design of all ALPS® plates minimizes the contact between plate and bone accelerating the healing process.

### Patient Specific
Four different plate sizes and two available step sizes offer a solution for a wide array of patients.

### Superior Biocompatibility
The ALPS® PAUL-II plates are manufactured from titanium alloy for supreme biocompatibility and strength.

Learn more about PAUL-II:

kyon.ch/paul

## ALPS® PAUL-II Plates

| | Size | Screw Compatibility* | Implant Variant | Code# |
|---|---|---|---|---|
| **ALPS® PAUL-II Plate**<br>• Titanium Alloy<br>• ALPS® Technology<br>• Multiple sizes | Size 8 | • ø3.5 mm KLS-Locking Screw[1]<br>• ø2.4 mm Cortical Screw | 2 mm Step<br>3 mm Step | 45.08.02<br>45.08.03 |
| | Size 9 | • ø3.5 mm KLS-Locking Screw[1]<br>• ø2.4 mm Cortical Screw | 2 mm Step<br>3 mm Step | 45.09.02<br>45.09.03 |
| | Size 10 | • ø4.5 mm KLS-Locking Screw[1]<br>• ø2.7 mm Cortical Screw | 2 mm Step<br>3 mm Step | 45.10.02<br>45.10.03 |
| | Size 11 | • ø4.5 mm KLS-Locking Screw[1]<br>• ø2.7 mm Cortical Screw | 2 mm Step<br>3 mm Step | 45.11.02<br>45.11.03 |

*See page 70-81 for a complete list of available screws.

[1] Locking

## KLS™ Locking Screws

| | Diameter |
|---|---|
| **KLS-Locking Screw**<br>• Titanium Alloy<br>• Self-Tapping | ø3.5 mm / ø4.5 mm |

*See page 70-81 for a complete list of available screws.

## Cortical Screws

| | Diameter |
|---|---|
| **Cortical Screw**<br>• Titanium Alloy<br>• Self-Tapping | ø2.4 mm / ø2.7 mm |

## Instruments & Organization




ALPS® PAUL-II

| | | Description | Code# |
|---|---|---|---|
| Drill Bit & Drill Stop | 1 | Drill Bit ø1.8 mm / L 125/100 mm | 06.10.03 |
| | 2 | Drill Bit ø2.0 mm / L 145/120 mm | 38.10.200 |
| | 3 | Drill Bit ø2.5 mm / L 145/120 mm | 02.20.04 |
| | 4 | Drill Bit ø3.5 mm / L 147/120 mm | 06.10.11 |
| | | Drill Stop ø1.8 mm | 06.15.03 |
| | | Drill Stop ø2.0 mm | 06.15.04 |
| | | Drill Stop ø2.5 mm | 02.20.13 |
| | | Drill Stop ø3.5 mm | 06.15.08 |
| Drill Sleeve | 5 | PAUL-II Drill Sleeve ø1.8 mm / ø2.4 mm Cortical | 36.15.18 |
| | 6 | KLS Drill Sleeve ø2.5 mm / ø3.5 mm Locking | 36.05.25 |
| | 7 | PAUL-II Drill Sleeve ø2.0 mm / ø2.7 mm Cortical | 36.15.20 |
| | 8 | KLS Drill Sleeve ø3.5 mm / ø4.5 mm Locking | 36.05.35 |
| Screwdriver | 9 | Screwdriver Handle (Small) | 14.60.01 |
| | 10 | Screwdriver Insert T10 | 02.20.20 |
| | 11 | Screwdriver Insert T15 | 06.60.08 |
| Various | 12 | KLS Temporary Fixation Peg / ø3.5 mm | 36.35.35 |
| | 13 | KLS Temporary Fixation Peg / ø4.5 mm | 36.35.45 |
| | | K-wire ø1.6 mm / L 150 mm, pack of 6 | 04.60.44 |
| | 14 | Depth Gauge ø1.5 to ø2.4 mm (Small) | 06.50.01 |
| | 15 | Depth gauge ø2.7 to ø4.0 mm (Large) | 04.20.05 |
| | 16 | Screw Forceps | 06.60.06 |
| | | Fine Touch Forceps / L 162 mm Bone Plate | 30.10.10 |
| | | Fine Touch Forceps / L 159 mm Small Claw | 30.10.14 |
| | | Fine Touch Forceps / L 175 mm Medium Claw | 30.10.15 |
| | | KLS Measuring Tool | 40.00.01 |
| Organization | 17 | KSS Tray / 29.5 mm PAUL-II | 82.30.10 |
| | | KSS Lid for Tray for Instruments | 82.10.01 |
| | | Surgical Fabric Wrap for Instruments | 36.50.00 |
| | | Bottom / 57 mm Double Height Container | 80.01.02 |
| | | Lid for Container (Silver) | 80.00.02 |
| | | Permanent Filter for Container | 80.02.01 |

**Supplement Set Color Guide**

- Size 8 / Size 9 Specific Instruments
- Size 10 / Size 11 Specific Instruments

KYON
SWISS
PROX

Swiss made

# ALPS® DPO

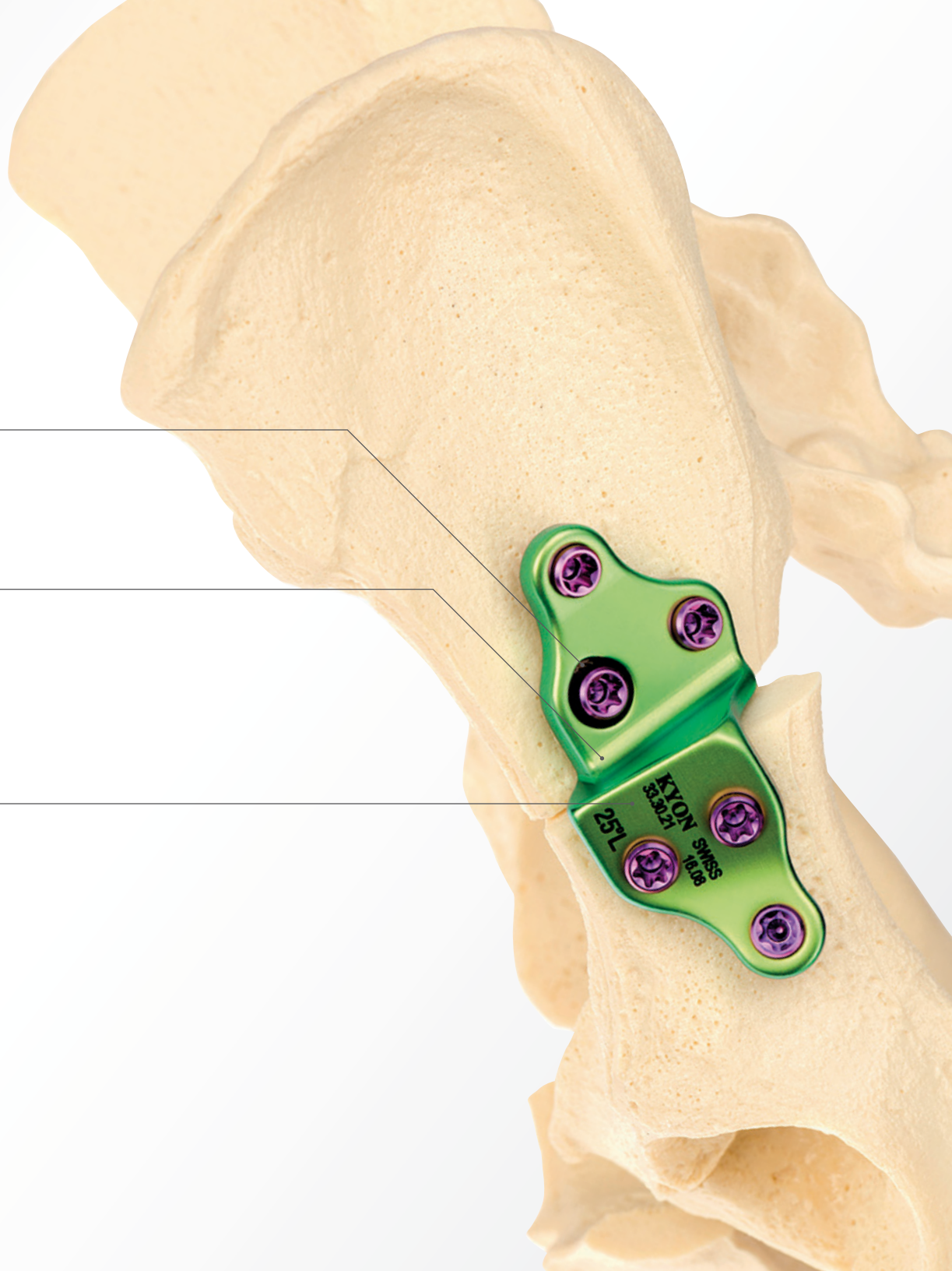


## Immediate Stabilization

The designated compression hole provides immediate stabilization of the osteotomy.

## Perfect Fit

The side specific plates with two possible angulations ensure an ideal correction of the acetabulum to arrest the development of hip dysplasia in the early stages of the disease.

## Superior Biocompatibility

The ALPS® DPO plates are manufactured from titanium alloy for supreme biocompatibility and strength.

Learn more about DPO:

kyon.ch/dpo

## ALPS® DPO Plates

| | Size | Screw Compatibility | Implant Variant | Code# |
|---|---|---|---|---|
| **ALPS® DPO Plate**<br>• Titanium Alloy<br>• ALPS® Technology<br>• Mutiple Angulations<br>• Designated Compression Hole | Small | • ø3.0 mm KLS-Locking Screw[1]<br>• ø2.0 mm Cortical Specialty Screw[2] | Left / 25° | 33.30.11 |
| | Small | • ø3.0 mm KLS-Locking Screw[1]<br>• ø2.0 mm Cortical Specialty Screw[2] | Right / 25° | 33.30.12 |
| | Small | • ø3.0 mm KLS-Locking Screw[1]<br>• ø2.0 mm Cortical Specialty Screw[2] | Left / 30° | 33.30.13 |
| | Small | • ø3.0 mm KLS-Locking Screw[1]<br>• ø2.0 mm Cortical Specialty Screw[2] | Right / 30° | 33.30.14 |
| | Large | • ø4.0 mm KLS-Locking Screw[1]<br>• ø3.0 mm Cortical Specialty Screw[2] | Left / 25° | 33.30.21 |
| | Large | • ø4.0 mm KLS-Locking Screw[1]<br>• ø3.0 mm Cortical Specialty Screw[2] | Right / 25° | 33.30.22 |
| | Large | • ø4.0 mm KLS-Locking Screw[1]<br>• ø3.0 mm Cortical Specialty Screw[2] | Left / 30° | 33.30.23 |
| | Large | • ø4.0 mm KLS-Locking Screw[1]<br>• ø3.0 mm Cortical Specialty Screw[2] | Right / 30° | 33.30.24 |

[1] Locking | [2] Compression

## Screws

### KLS™ Locking Screws

| | Diameter |
|---|---|
| **KLS-Locking Screw**<br>• Titanium Alloy<br>• Self-Tapping<br>• Locking | ø3.0 mm / ø4.0 mm |

### Cortical Specialty Screws

| | Diameter |
|---|---|
| **Cortical Specialty Screw**<br>• Titanium Alloy<br>• Self-Tapping<br>• For Compression | ø2.0 mm / ø3.0 mm |

See page 70-81 for a complete list of available screws.

## Instruments & Organization




### ALPS® DPO

| | | Description | Code# |
|---|---|---|---|
| **Screwdriver** | 1 | Screwdriver Handle (Small) | 14.60.01 |
| | | Screwdriver Insert T8 | 06.60.07 |
| | 2 | Screwdriver Insert T10 | 02.20.20 |
| | 3 | Screwdriver Insert T15 | 06.60.08 |
| **Drill Bit & Drill Stop** | | Drill Bit ø1.5 mm / L 110/85 mm | 38.10.150 |
| | 4 | Drill Bit ø2.0 mm / L 145/120 mm | 38.10.200 |
| | 5 | Drill Bit ø3.0 mm / L 145/120 mm | 02.20.03 |
| | | Drill Stop ø1.5 mm | 06.15.02 |
| | 6 | Drill Stop ø2.0 mm | 06.15.04 |
| | 7 | Drill Stop ø3.0 mm | 02.20.12 |
| **Drill Sleeve** | | Mini Drill Sleeve ø0.7mm / 1.5mm Neutral | 04.21.12 |
| | | KLS Drill Sleeve ø2.0mm / ø3.0mm Locking | 36.05.20 |
| | 8 | DPO Drill Sleeve ø2.0 mm / L 85 mm | 34.10.20 |
| | 9 | DPO Drill Sleeve ø3.0 mm | 34.20.40 |
| **Various** | 10 | DPO Pin ø4.0 mm | 34.10.30 |
| | 11 | Depth Gauge ø2.7 to ø4.0 mm (Large) | 04.20.05 |
| | 12 | Screw Forceps | 06.60.06 |
| | | KLS Measuring Tool | 40.00.01 |
| **Organization** | 13 | KSS Tray / 29.5 mm DPO | 82.30.05 |
| | | KSS Lid for Tray | 82.10.01 |
| | | Bottom / 57 mm Double Height Container | 80.01.02 |
| | | Lid for Container (Red) | 80.00.05 |
| | | Permanent Filter for Container | 80.02.01 |

**Supplement Set Color Guide**

- ALPS® DPO Small Specific Instruments
- ALPS® DPO Standard Specific Instruments

KYON
SWISS
33.30.21
16.08
25°L

Swiss made

# ALPS® FUSE

### ALPS® Technology
The design of all ALPS® plates minimizes the contact between plate and bone accelerating the healing process.

### Anatomically Shaped
The shape of the ALPS® FUSE plates is optimized to perfectly fit and stabilize the hock joint.

### KLS™ Locking Screws
The KYON Locking Screws (KLS™) are easy and safe to use and can be used across the ALPS® product range.

Learn more about FUSE:

kyon.ch/fuse

## ALPS® FUSE Tarsal Plates

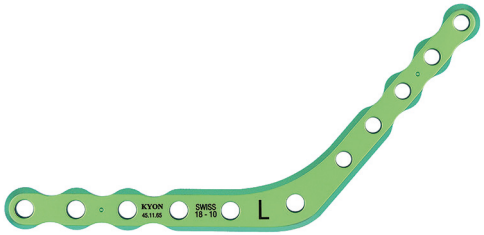


| | Size | Screw Compatibility (Proximal / Central / Distal) | Implant Variant | Code# |
|---|---|---|---|---|
| **ALPS® FUSE Tarsal Plate**<br>• Titanium Alloy<br>• ALPS® Technology<br>• Multiple sizes | Size 8 | • ø3.0 mm KLS-Locking Screw[1]<br>• ø2.0 mm KLS-Locking Screw with Bead[2]<br>• ø2.4 mm Cortical Screw<br>• ø2.5 mm KLS-Locking Screw[1]<br>• ø1.5 mm KLS-Locking Screw with Bead[2] | Left<br>Right | 45.08.65<br>45.08.64 |
| | Size 9 | • ø3.5 mm KLS-Locking Screw[1]<br>• ø2.5 mm KLS-Locking Screw with Bead[2]<br>• ø2.4 mm Cortical Screw<br>• ø3.0 mm KLS-Locking Screw[1]<br>• ø2.0 mm KLS-Locking Screw with Bead[2] | Left<br>Right | 45.09.65<br>45.09.64 |
| | Size 10 | • ø4.0 mm KLS-Locking Screw[1]<br>• ø3.0 mm KLS-Locking Screw with Bead[2]<br>• ø2.7 mm Cortical Screw<br>• ø3.5 mm KLS-Locking Screw[1]<br>• ø2.5 mm KLS-Locking Screw with Bead[2] | Left<br>Right | 45.10.65<br>45.10.64 |
| | Size 11 | • ø4.5 mm KLS-Locking Screw[1]<br>• ø3.5 mm KLS-Locking Screw with Bead[2]<br>• ø3.5 mm Cortical Screw<br>• ø4.0 mm KLS-Locking Screw[1]<br>• ø3.0 mm KLS-Locking Screw with Bead[2] | Left<br>Right | 45.11.65<br>45.11.64 |

[1] Locking | [2] Angulation

## KLS™ Locking Screws

| | Diameter |
|---|---|
| **KLS-Locking Screw**<br>• Titanium Alloy<br>• Self-Tapping | ø1.5 mm-4.5 mm |

## Cortical Screws

| | Diameter |
|---|---|
| **Cortical Screw**<br>• Titanium Alloy<br>• Self-Tapping | ø2.4 mm-3.5 mm |

## KLS™ Beads

| | Diameter |
|---|---|
| **KLS Beads**<br>• Titanium Alloy<br>• Enabling KLS Angulation<br>• Enabling KLS Compression | ø2.5 mm-4.5 mm |

See page 70-81 for a complete list of available screws and beads.

# Instruments & Organization

ALPS® FUSE Size 8 and Size 9

| | | Description | Code# |
|---|---|---|---|
| **Drill Bit & Drill Stop** | | Drill Bit ø1.1 mm / L 85/60 mm | 06.10.01 |
| | | Drill Bit ø1.5 mm / L 110/85 mm | 38.10.150 |
| | | Drill Bit ø1.8 mm / L 125/100 mm | 06.10.03 |
| | 1 | Drill Bit ø2.0 mm / L 145/120 mm | 38.10.200 |
| | | Drill Bit ø2.5 mm / L 145/120 mm | 02.20.04 |
| | | Drill Stop ø1.1 mm | 06.15.01 |
| | | Drill Stop ø1.5 mm | 06.15.02 |
| | | Drill Stop ø1.8 mm | 06.15.03 |
| | | Drill Stop ø2.0 mm | 06.15.04 |
| | | Drill Stop ø2.5 mm | 02.20.13 |
| **Drill Sleeve** | 2 | KLS Drill Sleeve ø1.1 mm / ø1.5 mm Bead | 36.20.01 |
| | | KLS Drill Sleeve ø1.5 mm / ø2.0 mm Bead | 36.20.02 |
| | | ALPS-I Drill Sleeve ø1.8 mm / ø2.4 mm Compression | 06.40.02 |
| | | KLS Drill Sleeve ø2.0 mm / ø2.5 mm Bead | 36.20.03 |
| | 3 | KLS Drill Sleeve ø2.0 mm / ø2.5 mm Locking | 36.05.19 |
| | 4 | KLS Drill Sleeve ø2.0 mm / ø3.0 mm Bead | 36.20.04 |
| | | KLS Drill Sleeve ø2.0 mm / ø3.0 mm Locking | 36.05.20 |
| | 5 | KLS Drill Sleeve ø2.5 mm / ø3.5 mm Locking | 36.05.25 |
| **Screwdriver** | 6 | Screwdriver Handle (Small) | 14.60.01 |
| | 7 | Screwdriver Insert T4 | 06.60.03 |
| | 8 | Screwdriver Insert T6 | 06.60.04 |
| | | Screwdriver Insert T8 | 06.60.07 |
| | 9 | Screwdriver Insert T10 | 02.20.20 |
| **Various** | 10 | Mini Depth Gauge ø1.0 to ø1.6 mm (X-Small) | 06.50.00 |
| | | Depth Gauge ø1.5 to ø2.4 mm (Small) | 06.50.01 |
| | | KLS Bead Removal Instrument | 39.90.00 |
| | 11 | KLS Measuring Tool | 40.00.01 |
| | 12 | Screw Forceps | 06.60.06 |
| **Organization** | | KSS Tray / 29.5 mm General Purpose | 82.30.01 |
| | | KSS Lid for Tray for Instruments | 82.10.01 |
| | | Silicon Pad for Container | 80.02.02 |
| | | Surgical Fabric Wrap for Instruments | 36.50.00 |
| | | Bottom / 57 mm Double Height Container | 80.01.02 |
| | | Lid for Container (Silver) | 80.00.02 |
| | | Permanent Filter for Container | 80.02.01 |

**Supplement Set Color Guide**

- Size 8 Specific Instruments
- Size 9 Specific Instruments

## ALPS® FUSE Size 10 and Size 11

| | Description | Code# |
|---|---|---|
| **Drill Bit & Drill Stop** | Drill Bit ø2.0 mm / L 145/120 mm | 38.10.200 |
| | Drill Bit ø2.5 mm / L 145/120 mm | 02.20.04 |
| | Drill Bit ø3.0 mm / L 145/120 mm | 02.20.03 |
| | Drill Bit ø3.5 mm / L 147/120 mm | 06.10.11 |
| | Drill Stop ø2.0 mm | 06.15.04 |
| | Drill Stop ø2.5 mm | 02.20.13 |
| | Drill Stop ø3.0 mm | 06.15.04 |
| | Drill Stop ø3.5 mm | 06.15.08 |
| **Drill Sleeve** | KLS Drill Sleeve ø2.0 mm / ø2.5 mm Bead | 36.20.03 |
| | KLS Drill Sleeve ø2.0 mm / ø2.5 mm Locking | 36.05.19 |
| | KLS Drill Sleeve ø2.0 mm / ø3.0 mm Bead | 36.20.04 |
| | KLS Drill Sleeve ø2.0 mm / ø3.0 mm Locking | 36.05.20 |
| | Drill Sleeve ø2.0 mm / ø2.5 mm Neutral | 04.20.12 |
| | KLS Drill Sleeve ø2.5 mm / ø3.5 mm Locking | 36.05.25 |
| | KLS Drill Sleeve ø3.0 mm / ø4.0 mm Locking | 36.10.40 |
| | KLS Drill Sleeve ø3.5 mm / ø4.5 mm Locking | 36.05.35 |
| **Screwdriver** | Screwdriver Handle (Small) | 14.60.01 |
| | Screwdriver Insert T6 | 06.60.04 |
| | Screwdriver Insert T8 | 06.60.07 |
| | Screwdriver Insert T10 | 02.20.20 |
| | Screwdriver Insert T15 | 06.60.08 |
| **Various** | Depth Gauge ø1.5 to ø2.4 mm (Small) | 06.50.01 |
| | Depth Gauge ø2.7 to ø4.0 mm (Large) | 04.20.05 |
| | KLS Bead Removal Instrument | 39.90.00 |
| | KLS Measuring Tool | 40.00.01 |
| | Screw Forceps | 06.60.06 |
| **Organization** | KSS Tray / 29.5 mm General Purpose | 82.30.01 |
| | KSS Lid for Tray for Instruments | 82.10.01 |
| | Silicon Pad for Container | 80.02.02 |
| | Surgical Fabric Wrap for Instruments | 36.50.00 |
| | Bottom / 57 mm Double Height Container | 80.01.02 |
| | Lid for Container (Silver) | 80.00.02 |
| | Permanent Filter for Container | 80.02.01 |

**Supplement Set Color Guide**

Size 10 Specific Instruments

Size 11 Specific Instruments

Swiss made

# Fracture Plates ALPS®-II/-IIS

### ALPS® Technology

All ALPS® Fracture Plates are designed to minimize the contact with the bone to preserve the blood supply to enhance the healing process and reduce the risk of infection.

### ALPS®-II Fracture Plates

ALPS®-II Fracture Plates are made from Grade 4 Titanium ensuring superb biocompatibility and contourability in all dimensions.

### ALPS®-IIS Fracture Plates

The ALPS®-IIS are made from Grade 5 Titanium known for its very high tensil strength. The solution for the most complex cases. For example, when double-plating is not possible but ultimate strength is needed.

Learn more about ALPS-II/IIS:

kyon.ch/alps

# ALPS®-II Fracture Plates

| | Size | Screw Compatibility | Width/Length | Code# |
|---|---|---|---|---|
| **ALPS-II Plate**<br>• Titanium Alloy<br>• ALPS® Technology<br>• Cuttable (Size 5 to 9)<br>• Compression Holes | **Size 5 / 43 holes** | • ø2.5 mm KLS-Locking Screw[1]<br>• ø1.5 mm KLS-Locking Screw with Bead[2] | 5.0 mm/234 mm | 44.05.43 |
| | **Size 6.5 / 34 holes** | • ø2.5 mm KLS-Locking Screw[1]<br>• ø1.5 mm KLS-Locking Screw with Bead[2] | 6.5 mm/234 mm | 44.06.34 |
| | **Size 8 / 26 holes** | • ø3.0 mm KLS-Locking Screw[1]<br>• ø2.0 mm KLS-Locking Screw with Bead[2] | 8.0 mm/234 mm | 44.08.26 |
| | **Size 9 / 22 holes** | • ø3.5 mm KLS-Locking Screw[1]<br>• ø2.5 mm KLS-Locking Screw with Bead[2] | 9.0 mm/231 mm | 44.09.22 |
| **ALPS-II Plate**<br>• Titanium Alloy<br>• ALPS® Technology<br>• Compression Holes | **Size 10 / 4 holes** | • ø4.0 mm KLS-Locking Screw[1]<br>• ø3.0 mm KLS-Locking Screw with Bead[2] | 10.0 mm/47 mm | 44.10.04 |
| | **Size 10 / 5 holes** | • ø4.0 mm KLS-Locking Screw[1]<br>• ø3.0 mm KLS-Locking Screw with Bead[2] | 10.0 mm/59 mm | 44.10.05 |
| | **Size 10 / 6 holes** | • ø4.0 mm KLS-Locking Screw[1]<br>• ø3.0 mm KLS-Locking Screw with Bead[2] | 10.0 mm/71 mm | 44.10.06 |
| | **Size 10 / 7 holes** | • ø4.0 mm KLS-Locking Screw[1]<br>• ø3.0 mm KLS-Locking Screw with Bead[2] | 10.0 mm/83 mm | 44.10.07 |
| | **Size 10 / 8 holes** | • ø4.0 mm KLS-Locking Screw[1]<br>• ø3.0 mm KLS-Locking Screw with Bead[2] | 10.0 mm/95 mm | 44.10.08 |
| | **Size 10 / 9 holes** | • ø4.0 mm KLS-Locking Screw[1]<br>• ø3.0 mm KLS-Locking Screw with Bead[2] | 10.0 mm/107 mm | 44.10.09 |
| | **Size 10 / 10 holes** | • ø4.0 mm KLS-Locking Screw[1]<br>• ø3.0 mm KLS-Locking Screw with Bead[2] | 10.0 mm/119 mm | 44.10.10 |
| | **Size 10 / 11 holes** | • ø4.0 mm KLS-Locking Screw[1]<br>• ø3.0 mm KLS-Locking Screw with Bead[2] | 10.0 mm/131 mm | 44.10.11 |
| | **Size 10 / 12 holes** | • ø4.0 mm KLS-Locking Screw[1]<br>• ø3.0 mm KLS-Locking Screw with Bead[2] | 10.0 mm/143 mm | 44.10.12 |
| **ALPS-II Plate**<br>• Titanium Alloy<br>• ALPS® Technology<br>• Compression Holes | **Size 11 / 6 holes** | • ø4.0 mm KLS-Locking Screw[1]<br>• ø3.0 mm KLS-Locking Screw with Bead[2] | 11.0 mm/77.5 mm | 44.11.06 |
| | **Size 11 / 8 holes** | • ø4.0 mm KLS-Locking Screw[1]<br>• ø3.0 mm KLS-Locking Screw with Bead[2] | 11.0 mm/103 mm | 44.11.08 |
| | **Size 11 / 10 holes** | • ø4.0 mm KLS-Locking Screw[1]<br>• ø3.0 mm KLS-Locking Screw with Bead[2] | 11.0 mm/129 mm | 44.11.10 |
| | **Size 11 / 12 holes** | • ø4.0 mm KLS-Locking Screw[1]<br>• ø3.0 mm KLS-Locking Screw with Bead[2] | 11.0 mm/155.5 mm | 44.11.12 |
| | **Size 11 / 14 holes** | • ø4.0 mm KLS-Locking Screw[1]<br>• ø3.0 mm KLS-Locking Screw with Bead[2] | 11.0 mm/181.5 mm | 44.11.14 |
| | **Size 11 / 16 holes** | • ø4.0 mm KLS-Locking Screw[1]<br>• ø3.0 mm KLS-Locking Screw with Bead[2] | 11.0 mm/207 mm | 44.11.16 |
| | **Size 11 / 18 holes** | • ø4.0 mm KLS-Locking Screw[1]<br>• ø3.0 mm KLS-Locking Screw with Bead[2] | 11.0 mm/233.5 mm | 44.11.18 |

See page 70-81 for a complete list of available screws and beads. | [1] Locking | [2] Compression /Angulation

**Supplement Set Color Guide**

Cuttable Plate - One Plate  Non-Cuttable Plate - Multiple Plates

## KLS™ Locking Screws

| | Diameter |
|---|---|
| **KLS Locking Screw**<br>• Titanium Alloy<br>• Self-Tapping | ø1.5 mm - 4.5 mm |

## KLS™ Beads

| | Diameter |
|---|---|
| **KLS Beads**<br>• Titanium Alloy<br>• Enabling KLS Angulation<br>• Enabling KLS Compression | ø2.5 mm - 4.5 mm |

## ALPS-IIS Fracture Plates

| | Size | Screw Compatibility | Width/Length | Code# |
|---|---|---|---|---|
| **ALPS-IIS Plate**<br>• Extra Strong Titanium Alloy<br>• ALPS® Technology<br>• Cuttable (Size 5 to 9)<br>• Compression Holes | Size 5 / 43 holes | • ø2.5 mm KLS-Locking Screw[1]<br>• ø1.5 mm KLS-Locking Screw with Bead[2] | 5.0 mm/236.5 mm | 47.05.43 |
| | Size 6.5 / 34 holes | • ø2.5 mm KLS-Locking Screw[1]<br>• ø1.5 mm KLS-Locking Screw with Bead[2] | 6.5 mm/238 mm | 47.06.34 |
| | Size 8 / 26 holes | • ø3.0 mm KLS-Locking Screw[1]<br>• ø2.0 mm KLS-Locking Screw with Bead[2] | 8.0 mm/234 mm | 47.08.26 |
| | Size 9 / 22 holes | • ø3.5 mm KLS-Locking Screw[1]<br>• ø2.5 mm KLS-Locking Screw with Bead[2] | 9.0 mm/231 mm | 47.09.22 |
| **ALPS-IIS Plate**<br>• Extra Strong Titanium Alloy<br>• ALPS® Technology<br>• Compression Holes | Size 10 / 4 holes | • ø4.0 mm KLS-Locking Screw[1]<br>• ø3.0 mm KLS-Locking Screw with Bead[2] | 10.0 mm/47 mm | 47.10.04 |
| | Size 10 / 5 holes | • ø4.0 mm KLS-Locking Screw[1]<br>• ø3.0 mm KLS-Locking Screw with Bead[2] | 10.0 mm/59 mm | 47.10.05 |
| | Size 10 / 6 holes | • ø4.0 mm KLS-Locking Screw[1]<br>• ø3.0 mm KLS-Locking Screw with Bead[2] | 10.0 mm/71 mm | 47.10.06 |
| | Size 10 / 7 holes | • ø4.0 mm KLS-Locking Screw[1]<br>• ø3.0 mm KLS-Locking Screw with Bead[2] | 10.0 mm/83 mm | 47.10.07 |
| | Size 10 / 8 holes | • ø4.0 mm KLS-Locking Screw[1]<br>• ø3.0 mm KLS-Locking Screw with Bead[2] | 10.0 mm/95 mm | 47.10.08 |
| | Size 10 / 9 holes | • ø4.0 mm KLS-Locking Screw[1]<br>• ø3.0 mm KLS-Locking Screw with Bead[2] | 10.0 mm/107 mm | 47.10.09 |
| | Size 10 / 10 holes | • ø4.0 mm KLS-Locking Screw[1]<br>• ø3.0 mm KLS-Locking Screw with Bead[2] | 10.0 mm/119 mm | 47.10.10 |
| | Size 10 / 11 holes | • ø4.0 mm KLS-Locking Screw[1]<br>• ø3.0 mm KLS-Locking Screw with Bead[2] | 10.0 mm/131 mm | 47.10.11 |
| | Size 10 / 12 holes | • ø4.0 mm KLS-Locking Screw[1]<br>• ø3.0 mm KLS-Locking Screw with Bead[2] | 10.0 mm/143 mm | 47.10.12 |
| | Size 10 / 14 holes | • ø4.0 mm KLS-Locking Screw[1]<br>• ø3.0 mm KLS-Locking Screw with Bead[2] | 10.0 mm/167.5 mm | 47.10.14 |
| | Size 10 / 16 holes | • ø4.0 mm KLS-Locking Screw[1]<br>• ø3.0 mm KLS-Locking Screw with Bead[2] | 10.0 mm/191.5 mm | 47.10.16 |
| **ALPS-IIS Plate**<br>• Extra Strong Titanium Alloy<br>• ALPS® Technology<br>• Compression Holes | Size 11 / 6 holes | • ø4.0 mm KLS-Locking Screw[1]<br>• ø3.0 mm KLS-Locking Screw with Bead[2] | 11.0 mm/77.5 mm | 47.11.06 |
| | Size 11 / 8 holes | • ø4.0 mm KLS-Locking Screw[1]<br>• ø3.0 mm KLS-Locking Screw with Bead[2] | 11.0 mm/103 mm | 47.11.08 |
| | Size 11 / 10 holes | • ø4.0 mm KLS-Locking Screw[1]<br>• ø3.0 mm KLS-Locking Screw with Bead[2] | 11.0 mm/129 mm | 47.11.10 |
| | Size 11 / 12 holes | • ø4.0 mm KLS-Locking Screw[1]<br>• ø3.0 mm KLS-Locking Screw with Bead[2] | 11.0 mm/155.5 mm | 47.11.12 |
| | Size 11 / 14 holes | • ø4.0 mm KLS-Locking Screw[1]<br>• ø3.0 mm KLS-Locking Screw with Bead[2] | 11.0 mm/181.5 mm | 47.11.14 |
| | Size 11 / 16 holes | • ø4.0 mm KLS-Locking Screw[1]<br>• ø3.0 mm KLS-Locking Screw with Bead[2] | 11.0 mm/207 mm | 47.11.16 |
| | Size 11 / 18 holes | • ø4.0 mm KLS-Locking Screw[1]<br>• ø3.0 mm KLS-Locking Screw with Bead[2] | 11.0 mm/233.5 mm | 47.11.18 |

See page 70-81 for a complete list of available screws and beads. | [1] Locking | [2] Compression /Angulation

## KLS™ Locking Screws

| | Diameter |
|---|---|
| **KLS Locking Screw**<br>• Titanium Alloy<br>• Self-Tapping | ø1.5 mm - 4.5 mm |

## KLS™ Beads

| | Diameter |
|---|---|
| **KLS Beads**<br>• Titanium Alloy<br>• Enabling KLS Angulation<br>• Enabling KLS Compression | ø2.5 mm - 4.5 mm |

**Supplement Set Color Guide**

- Cuttable Plate - One Plate
- Non-Cuttable Plate - Multiple Plates

## Instruments & Organization




ALPS®-II/-IIS Size 5 and Size 6.5

| | | Description | Code# |
|---|---|---|---|
| Screwdriver | 1 | Screwdriver Handle (Small) | 14.60.01 |
| | 2 | Screwdriver Insert T4 | 06.60.03 |
| | 3 | Screwdriver Insert T6 | 06.60.04 |
| | 4 | Screwdriver Insert T10 | 02.20.20 |
| Drill Bits & Drill Stops | 5 | Drill Bit ø1.1 mm / L 85/60 mm | 06.10.01 |
| | 6 | Drill Bit ø2.0 mm / L 145/120 mm | 38.10.200 |
| | | Drill Stop ø1.1 mm | 06.15.01 |
| | 7 | Drill Stop ø2.0 mm | 06.15.04 |
| Drill Sleeve | 8 | KLS Drill Sleeve ø1.1 mm / ø1.5 mm Compression | 36.25.01 |
| | 9 | KLS Drill Sleeve ø1.1 mm / ø1.5 mm Bead | 36.20.01 |
| | | KLS Drill Sleeve ø2.0 mm / ø2.5 mm Locking | 36.05.19 |
| Plate Modification | 10 | Bending Iron for 5/6.5 mm Plate | 06.71.01 |
| | 11 | Cutting Iron for 5/6.5 mm Plate | 06.71.11 |
| | | Plate and Wire Cutter | 06.75.02 |
| | 12 | Bending Pliers for 5/6.5 mm Plate, In-Plane Bending | 06.81.01a |
| | | Bending Instrument 5-11 mm / Set In-Plane Bending | 06.84.00 |
| Various | | Mini Depth Gauge ø1.0 to ø1.6 mm (X-Small) | 06.50.00 |
| | 13 | Depth Gauge ø1.5 to ø2.4 mm (Small) | 06.50.01 |
| | | KLS Measuring Tool | 40.00.01 |
| | | KLS Bead Removal Instrument | 39.90.00 |
| | 14 | Screw Forceps | 06.60.06 |
| Organization | | KSS Tray / 29.5 mm General Purpose | 82.30.01 |
| | | KSS Lid for Tray for Instruments | 82.10.01 |
| | | Silicon Pad for Container | 80.02.02 |
| | | Surgical Fabric Wrap for Instruments | 36.50.00 |
| | | Surgical Fabric Wrap for ALPS-II Instruments 5/6.5 | 36.50.01 |
| | | Surgical Fabric Wrap / ALPS-II Plates 5/6.5 | 36.50.06 |
| | | Bottom / 57 mm Double Height Container | 80.01.02 |
| | | Lid for Container (Silver) | 80.00.02 |
| | | Permanent Filter for Container | 80.02.01 |

**Supplement Set Color Guide**

- Size 5 Specific Instruments
- Size 6.5 Specific Instruments

## ALPS®-II/-IIS Size 8 and Size 9

| | Description | Code# |
|---|---|---|
| **Screwdriver** | Screwdriver Handle (Small) | 14.60.01 |
| | Screwdriver Insert T6 | 06.60.04 |
| | Screwdriver Insert T8 | 06.60.07 |
| | Screwdriver Insert T10 | 02.20.20 |
| **Drill Bit & Drill Stop** | Drill Bit ø1.5 mm / L 110/85 mm | 38.10.150 |
| | Drill Bit ø2.0 mm / L 145/120 mm | 38.10.200 |
| | Drill Bit ø2.5 mm / L 145/120 mm | 02.20.04 |
| | Drill Stop ø1.5 mm | 06.15.02 |
| | Drill Stop ø2.0 mm | 06.15.04 |
| | Drill Stop ø2.5 mm | 02.20.13 |
| **Drill Sleeve** | KLS Drill Sleeve ø1.5 mm / ø2.0 mm Compression | 36.25.02 |
| | KLS Drill Sleeve ø1.5 mm / ø2.0 mm Bead | 36.20.02 |
| | KLS Drill Sleeve ø2.0 mm / ø3.0 mm Locking | 36.05.20 |
| | KLS Drill Sleeve ø2.0 mm / ø2.5 mm Compression | 36.25.03 |
| | KLS Drill Sleeve ø2.0 mm / ø2.5 mm Bead | 36.20.03 |
| | KLS Drill Sleeve ø2.5 mm / ø3.5 mm Locking | 36.05.25 |
| **Plate Modification** | Bending Iron for 8/9 mm Plate | 06.71.02 |
| | Cutting Iron for 8/9 mm Plate (for ALPS-II only) | 06.71.12 |
| | Plate and Wire Cutter | 06.75.02 |
| | Bending Pliers for 8/9 mm Plate, In-Plane Bending | 06.81.02a |
| | Bending Instrument 5-11 mm / Set In-Plane Bending | 06.84.00 |
| **Various** | Screw Retaining Sleeve | 06.60.11 |
| | Depth Gauge ø1.5 to ø2.4 mm (Small) | 06.50.01 |
| | Depth Gauge ø2.7 to ø4.0 mm (Large) | 04.20.05 |
| | KLS Measuring Tool | 40.00.01 |
| | KLS Bead Removal Instrument | 39.90.00 |
| **Organization** | KSS Tray / 29.5 mm General Purpose | 82.30.01 |
| | KSS Lid for Tray for Instruments | 82.10.01 |
| | Silicon Pad for Container | 80.02.02 |
| | Surgical Fabric Wrap for Instruments | 36.50.00 |
| | Surgical Fabric Wrap for ALPS-II Instruments 8/9 | 36.50.02 |
| | Surgical Fabric Wrap for ALPS-II Plates 8/9 | 36.50.07 |
| | Bottom / 57 mm Double Height Container | 80.01.02 |
| | Lid for Container (Silver) | 80.00.02 |
| | Permanent Filter for Container | 80.02.01 |

**Supplement Set Color Guide**

Size 8 specific instruments

Size 9 specific instruments

## ALPS®-II/-IIS Size 10 and Size 11

| | Description | Code# |
|---|---|---|
| **Screwdriver** | Screwdriver Handle (Small) | 14.60.01 |
| | Screwdriver Insert T8 | 06.60.07 |
| | Screwdriver Insert T10 | 02.20.20 |
| | Screwdriver Insert T15 | 06.60.08 |
| **Drill Bit & Drill Stop** | Drill Bit ø2.0 mm / L 145/120 mm | 38.10.200 |
| | Drill Bit ø3.0 mm / L 145/120 mm | 02.20.03 |
| | Drill Stop ø2.0 mm | 06.15.04 |
| | Drill Stop ø3.0 mm | 02.20.12 |
| **Drill Sleeve** | KLS Drill Sleeve ø2.0 mm / ø3.0 mm Compression | 36.25.04 |
| | KLS Drill Sleeve ø2.0 mm / ø3.0 mm Bead | 36.20.04 |
| | KLS Drill Sleeve ø3.0 mm / ø4.0 mm Locking | 36.10.40 |
| **Plate Modification** | Bending Iron for 10/11 mm Plate | 06.71.04 |
| | Bending Instrument 5-11 mm / Set In-Plane Bending | 06.84.00 |
| | Bending Pliers for 10 mm Plate, In-Plane Bending | 06.80.03 |
| **Various** | Depth Gauge ø2.7 to ø4.0 mm (Large) | 04.20.05 |
| | KLS Measuring Tool | 40.00.01 |
| | KLS Bead Removal Instrument | 39.90.00 |
| | Screw Forceps | 06.60.06 |
| **Organization** | KSS Tray / 29.5 mm General Purpose | 82.30.01 |
| | KSS Lid for Tray for Instruments | 82.10.01 |
| | Silicon Pad for Container | 80.02.02 |
| | Surgical Fabric Wrap for ALPS-II Instruments 10/11 | 36.50.03 |
| | Surgical Fabric Wrap for ALPS-II Plates 10/11 | 36.50.04 |
| | Surgical Fabric Wrap for In-Plane Bender ALPS 5-11 | 36.50.05 |
| | Bottom / 57 mm Double Height Container | 80.01.02 |
| | Lid for Container (Silver) | 80.00.02 |
| | Permanent Filter for Container | 80.02.01 |

**Supplement Set Color Guide**

Size 10 specific instruments

Size 11 specific instruments

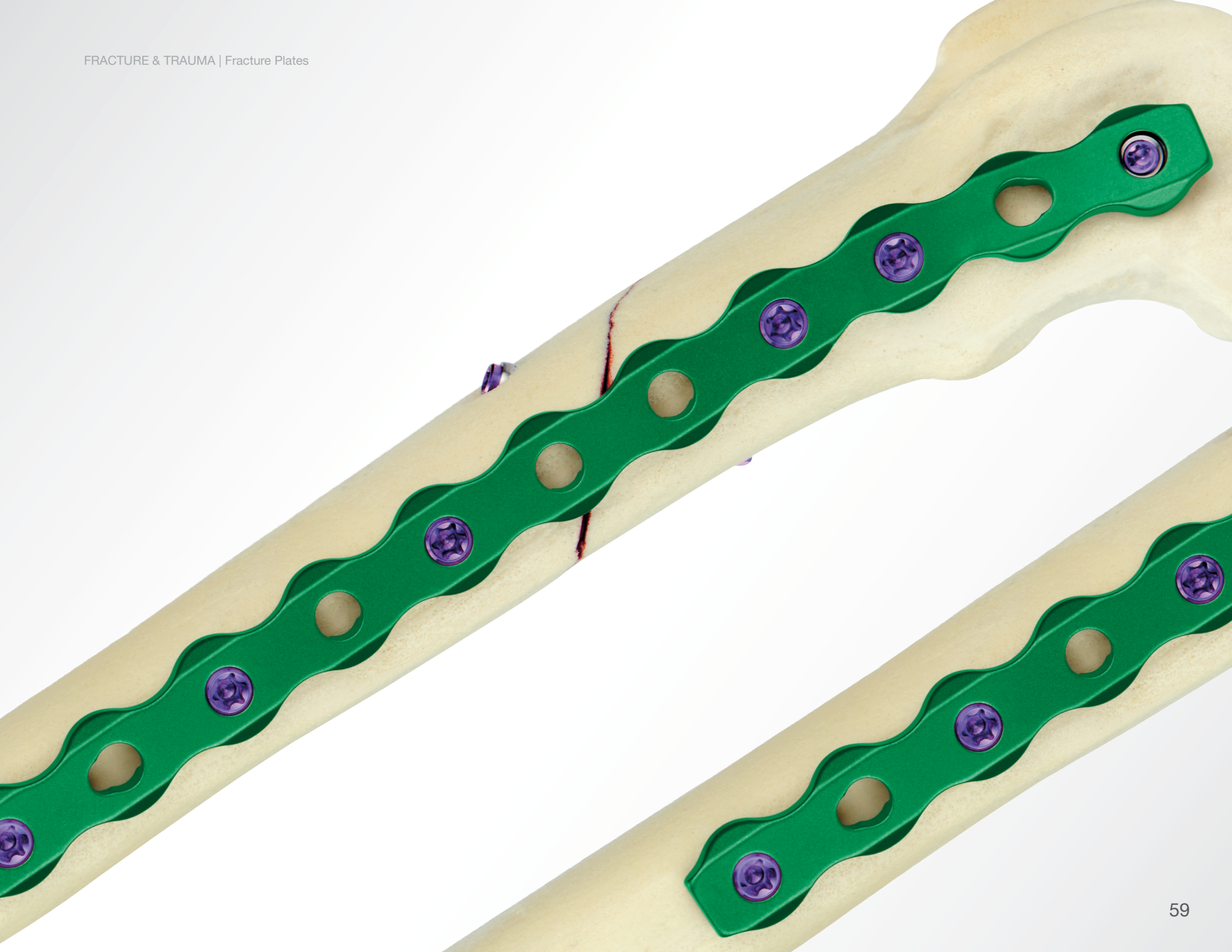

Swiss made

# ALPS® AcetFx

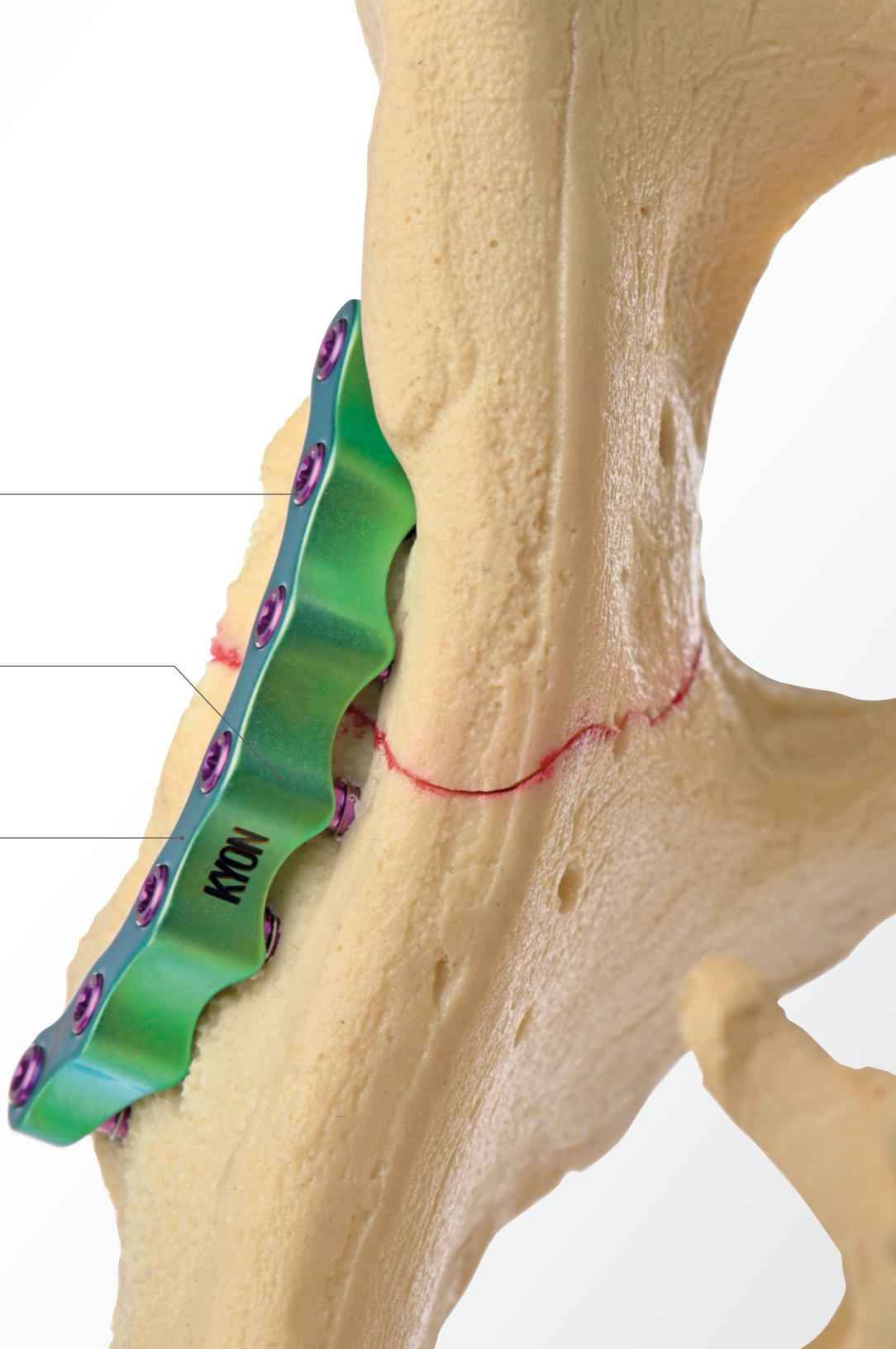


### KLS™ Locking Screws

The KYON Locking Screws (KLS™) are easy and safe to use and can be used across the ALPS® product range.

### Curved Shape

Multiple plate sizes and the curved shape offer a solution for the anatomy of medium to large breeds.

### Superior Biocompatibility

The ALPS® AcetFx plates are manufactured from titanium alloy for supreme biocompatibility and strength.

Learn more about AcetFx:

kyon.ch/acetabular

## ALPS® AcetFx Plates

| | Size | Screw Compatibility | Code# |
|---|---|---|---|
| **ALPS® AcetFx Plate**<br>• Titanium Alloy<br>• ALPS® Technology<br>• Multiple sizes | ø 39 mm (Small) | • ø2.5 mm KLS-Locking Screw[1] | 26.24.39 |
| | ø 42 mm (Medium) | • ø2.5 mm KLS-Locking Screw[1] | 26.24.42 |
| | ø 45 mm (Large) | • ø2.5 mm KLS-Locking Screw[1] | 26.24.45 |
| | ø 48 mm (X-Large) | • ø2.5 mm KLS-Locking Screw[1] | 26.24.48 |

See page 70-81 for a complete list of available screws.

[1] Locking

## KLS™ Locking Screws

| | Length | Code# |
|---|---|---|
| **ø2.5 mm KLS-Locking Screw**<br>• Titanium Alloy<br>• Self-Tapping<br>• T6 Recess | 14 mm - 24 mm<br>(2.0 mm Increments) | 40.25.14-<br>40.25.24 |

## Instruments & Organization

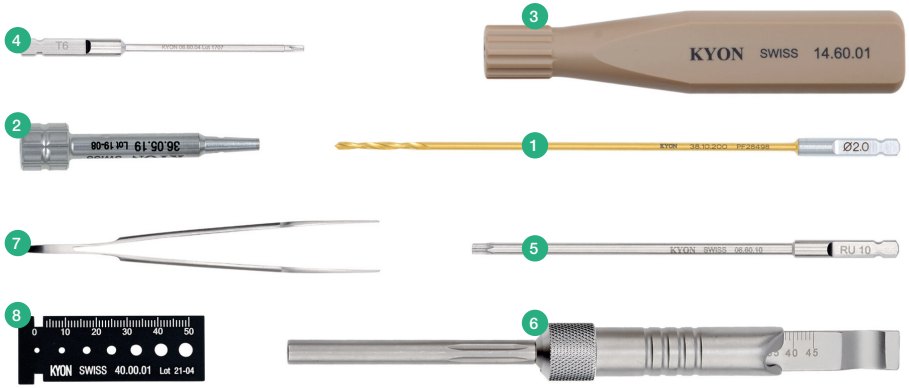


| | | Description | Code# |
|---|---|---|---|
| **Drill Bit & Drill Stop** | 1 | Drill Bit ø2.0 mm / L 145/120 mm | 38.10.200 |
| | | Drill Stop ø2.0 mm | 06.15.04 |
| **Drill Sleeve** | 2 | KLS Drill Sleeve ø2.0 mm / ø2.5 mm Locking | 36.05.19 |
| **Screwdriver** | 3 | Screwdriver Handle (Small) | 14.60.01 |
| | 4 | Screwdriver Insert T6 | 06.60.04 |
| | 5 | Screwdriver Insert T10 | 02.20.20 |
| **Various** | 6 | Depth Gauge ø2.7 to ø4.0 mm (Large) | 04.20.05 |
| | 7 | Screw Forceps | 06.60.06 |
| | 8 | KLS Measuring Tool | 40.00.01 |
| **Organization** | | KSS Tray / 29.5 mm General Purpose | 82.30.01 |
| | | KSS Lid for Tray for Instruments | 82.10.01 |
| | | Silicon Pad for Container | 80.02.02 |
| | | Surgical Fabric Wrap for Instruments | 36.50.00 |
| | | Bottom / 57 mm Double Height Container | 80.01.02 |
| | | Lid for Container (Silver) | 80.00.02 |
| | | Permanent Filter for Container | 80.02.01 |

Swiss made

# ALPS®
# Distal Humerus

### Maximal Stability
The ALPS® Distal Humerus plates are manufactured from titanium alloy for supreme biocompatibility and strength.

### Anatomy Specific
The ALPS® Distal Humerus plates are pre-contoured to fit the anatomy of the distal humerus and are available in multiple different sizes.

### ALPS® Technology
The design of all ALPS® plates minimizes the contact between plate and bone accelerating the healing process.




Learn more about Distal Humerus:

kyon.ch/distal-humerus

## ALPS® Distal Humerus Plates

| | Size | Screw Compatibility | Implant Variant | Code# |
|---|---|---|---|---|
| **ALPS® Distal Humerus Plate**<br>• Titanium Alloy<br>• ALPS® Technology<br>• Pre-contoured | **Size 6.5** | • ø2.5 mm KLS-Locking Screw[1]<br>• ø1.5 mm KLS-Locking Screw with Bead[2]<br>• ø2.7 mm Cortical Screw | 6.5 mm Plate / Left<br>6.5 mm Plate / Right | 17.33.10<br>17.33.11 |
| | **Size 8** | • ø3.0 mm KLS-Locking Screw[1]<br>• ø2.0 mm KLS-Locking Screw with Bead[2]<br>• ø3.5 mm Cortical Screw | 8 mm Plate / Left<br>8 mm Plate / Right | 17.33.08<br>17.33.09 |
| | **Size 10** | • ø4.0 mm KLS-Locking Screw[1]<br>• ø3.0 mm KLS-Locking Screw with Bead[2]<br>• ø4.5 mm Cortical Screw | 10 mm Plate / Left<br>10 mm Plate / Right | 17.33.06<br>17.33.07 |

[1] Locking | [2] Angulation

## KLS™ Locking Screws

| | Diameter |
|---|---|
| **KLS-Locking Screw**<br>• Titanium Alloy<br>• Self-Tapping | ø1.5 mm-4.0 mm |

## KLS™ Beads

| | Diameter |
|---|---|
| **KLS Beads**<br>• Titanium Alloy<br>• Enabling KLS Angulation<br>• Enabling KLS Compression | ø2.5 mm-4.0 mm |

## Cortical Screws

| | Diameter |
|---|---|
| **Cortical Screw**<br>• Titanium Alloy<br>• Self-Tapping | ø2.7 mm-4.5 mm |

See page 70-81 for a complete list of available screws and beads.

## Instruments & Organization

| | | Description | Code# |
|---|---|---|---|
| Drill Bit & Drill Stop | | Drill Bit ø1.1 mm / L 85/60 mm | 06.10.01 |
| | | Drill Bit ø1.5 mm / L 110/85 mm | 38.10.150 |
| | 1 | Drill Bit ø2.0 mm / L 145/120 mm | 38.10.200 |
| | | Drill Bit ø2.5 mm / L 145/120 mm | 02.20.04 |
| | | Drill Bit ø2.7 mm / L 145/120 mm | 02.23.12 |
| | | Drill Bit ø3.0 mm / L 145/120 mm | 02.20.03 |
| | | Drill Bit ø3.2 mm / L 145/120 mm | 06.10.07 |
| | | Drill Bit ø3.5 mm / L 147/120 mm | 06.10.11 |
| | | Drill Bit ø4.5 mm / L 145/120 mm | 02.20.02 |
| | | Drill Stop ø1.1 mm | 06.15.01 |
| | | Drill Stop ø1.5 mm | 06.15.02 |
| | | Drill Stop ø2.0 mm | 06.15.04 |
| | | Drill Stop ø2.5 mm | 02.20.13 |
| | | Drill Stop ø3.0 mm | 02.20.12 |
| | | Drill Stop ø3.2 mm | 06.15.07 |
| Drill Sleeve | 2 | KLS Drill Sleeve ø2.0 mm / ø2.5 mm Locking | 36.05.19 |
| | 3 | KLS Drill Sleeve ø1.1 mm / ø1.5 mm Bead | 36.20.01 |
| | | Drill Sleeve ø2.0 mm / ø2.5 mm | 04.20.12 |
| | | KLS Drill Sleeve ø2.0 mm / ø3.0 mm Locking | 36.05.20 |
| | | KLS Drill Sleeve ø1.5 mm / ø2.0 mm Bead | 36.20.02 |
| | 4 | KLS Drill Sleeve ø3.0 mm / ø4.0 mm Locking | 36.10.40 |
| | 5 | KLS Drill Sleeve ø2.0 mm / ø3.0 mm Bead | 36.20.04 |
| | | Drill Sleeve ø3.2 mm | 18.05.32 |
| Screwdriver | 6 | Screwdriver Handle (Small) | 14.60.01 |
| | 7 | Screwdriver Insert T4 | 06.60.03 |
| | 8 | Screwdriver Insert T6 | 06.60.04 |
| | | Screwdriver Insert T8 | 06.60.07 |
| | 9 | Screwdriver Insert T10 | 02.20.20 |
| | | Screwdriver Insert T15 | 06.60.08 |
| Various | | Mini Depth Gauge ø1.0 to ø1.6 mm (X-Small) | 06.50.00 |
| | 10 | Depth Gauge ø1.5 to ø2.4 mm (Small) | 06.50.01 |
| | | Depth Gauge ø2.7 to ø4.0 mm (Large) | 04.20.05 |
| | | KLS Bead Removal Instrument | 39.90.00 |
| | 11 | KLS Measuring Tool | 40.00.01 |
| | 12 | Screw Forceps | 06.60.06 |
| Organization | | KSS Tray / 29.5 mm General Purpose | 82.30.01 |
| | | KSS Lid for Tray for Instruments | 82.10.01 |
| | | Silicon Pad for Container | 80.02.02 |
| | | Surgical Fabric Wrap for Instruments | 36.50.00 |
| | | Bottom / 57 mm Double Height Container | 80.01.02 |
| | | Lid for Container (Silver) | 80.00.02 |
| | | Permanent Filter for Container | 80.02.01 |

**Supplement Set Color Guide**

- Size 6.5 Specific Instruments
- Size 8 Specific Instruments
- Size 10 Specific Instruments

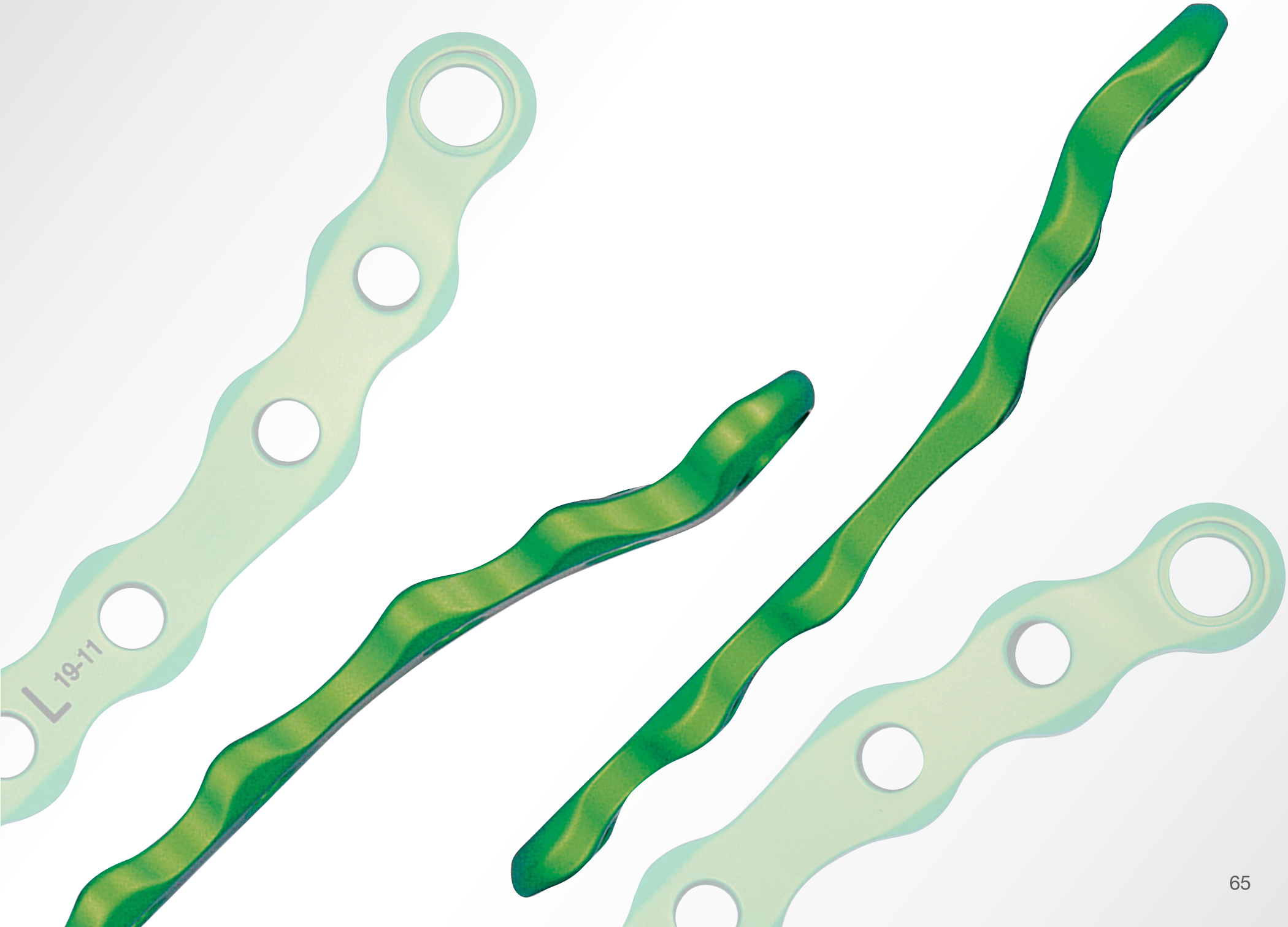
L 19-11

Swiss made

# Mini Fracture Plates ALPS-I

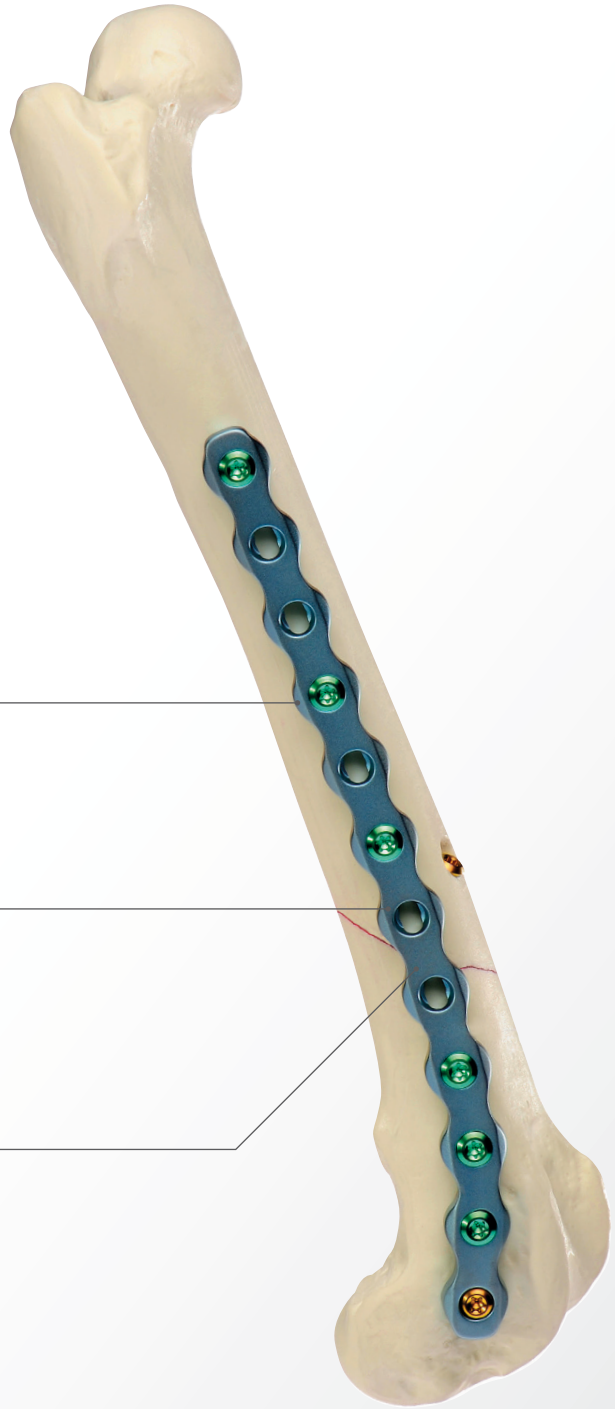

### ALPS® Technology

The design of all ALPS® plates minimizes the contact between plate and bone and preserve the vascular supply, resulting in an accelerated healing process.

### Lightweight and Biocompatible

The mini ALPS-I plates are manufactured from Titanium alloy for supreme biocompatibility and strength, while beeing lighter than stainless steel plates. The implant weight is important when treating the smallest patients.

### Multipurpose Holes

Each hole of the mini ALPS-I plates is engineered to serve as a locking, angulation or compression hole. Allowing to adapt to every situation.

Learn more about ALPS-I:

kyon.ch/mini-fracture

# Mini Fracture Plates

| | Size | Screw Compatibility | Width / Length | Holes | Code# |
|---|---|---|---|---|---|
| **ALPS-I Plate**<br>• Titanium Alloy<br>• ALPS Technology<br>• Cuttable<br>• Compression / Angulation | **Size 3.5** | • ø1.6 mm B-Locking (Locking)<br>• ø1.0 mm Cortical Screw (Compression, Angulation) | 3.5 mm / 80 mm | 20 holes | 05.00.20 |
| | **Size 4** | • ø1.6 mm B-Locking (Locking)<br>• ø1.0 mm Cortical Screw (Compression, Angulation) | 4.0 mm / 90 mm | 20 holes | 05.01.20 |

## Screws

### B-Locking Screws

| | Size | Code# |
|---|---|---|
| **ø1.6 mm B-Locking Screw**<br>• Titanium Alloy<br>• Self-Tapping<br>• T4 Recess | 5 mm - 10 mm<br>(1.0 mm Increments) | 05.05.05-<br>05.05.10 |

See page 70-81 for a complete list of available screws.

### Cortical Screws

| | Size | Code# |
|---|---|---|
| **ø1.0 mm Cortical Screw**<br>• Titanium Alloy<br>• Self-Tapping<br>• T4 Recess<br>• Compression / Angulation | 6 mm - 12 mm<br>(1.0 mm Increments) | 05.06.05 -<br>05.06.12 |

See page 70-81 for a complete list of available screws.

**Supplement Set Color Guide**

For ø1.6 mm B-Locking Screw
For ø1.0 mm Cortical Screw

## Instruments & Organization

| | | Size | Code# |
|---|---|---|---|
| **Drill Bits & Drill Stops** | | Drill Bit ø0.7 mm / L 85/60 mm | 06.10.00 |
| | | Drill Bit ø1.1 mm / L 85/60 mm | 06.10.01 |
| | | Drill Stop ø1.1 mm | 06.15.01 |
| **Drill Sleeve** | 1 | ALPS-I Drill Sleeve ø1.1 mm / B 1.6 mm Locking | 06.20.00 |
| | 2 | ALPS-I Drill Sleeve ø1.1 mm / ø0.7 mm Neutral | 06.30.00 |
| | 3 | ALPS-I Drill Sleeve ø0.7 mm / ø1.0 mm Compression | 06.40.00 |
| **Screwdriver** | | Screwdriver Insert T4 | 06.60.03 |
| | | Mini Screwdriver Handle (X-Small) | 06.60.00 |
| **Bending Instruments** | 4 | Mini Bending Jig 3.5 mm / In-Plane Bending | 06.82.01 |
| | 5 | Mini Bending Jig 4.0 mm / In-Plane Bending | 06.82.02 |
| **Various** | | Mini Depth Gauge ø1.0 to ø1.6 (X-Small) | 06.50.00 |
| **Organization** | | KSS Tray / 29.5 mm ALPS-I 3.5/4 | 82.30.04 |
| | | KSS Lid for Tray / for Instruments | 82.10.01 |

Swiss made

# Suture Anchors

## Anchores

### Anchor

| | Size | Code# |
|---|---|---|
| **Suture Anchor** (Mini)<br>• Titanium Alloy | Mini Anchor / 2-Prongs | 07.10.02 |
| | Mini Anchor / 3-Prongs | 07.10.03 |

### Instruments

1

2




| | | Product | Code# |
|---|---|---|---|
| **Instruments** | | Drill Bit ø2.0 mm / L 102/75 mm | 04.20.03 |
| | 1 | Mini Drill Guide ø2.0 mm / 2-Holes for Mini Anchor | 08.10.01 |
| | | Mini Drill guide ø2.0 mm / 3-Holes for Mini Anchor | 08.10.02 |
| | | Mini Impactor / 2 Prongs for Mini Anchor | 08.10.03 |
| | 2 | Mini Impactor / 3 Prongs for Mini Anchor | 08.10.04 |

# Orthopedic Biologics

## Bone Graft

| | Product | Code# |
|---|---|---|
| **Orthomix®**<br>• Osteoinductive Real Bone Allograft | Bone Graft 1 cc Orthomix® | 03.70.14 |
| | Bone Graft 2 cc Orthomix® | 03.70.15 |

| | Product | Code# |
|---|---|---|
| **Fusion Xpress™**<br>• Injectable Bone Putty | Bone Graft 1 cc Fusion Xpress™ | 03.71.01 |
| | Bone graft 2.5 cc Fusion Xpress™ | 03.71.25 |

| | Product | Code# |
|---|---|---|
| **FORTIGEN™-P**<br>• Augmented Allograft<br>• Engineered Surface Modifications | Bone Graft 1 cc FORTIGEN™-P | 03.72.01 |
| | Bone Graft 2.5 cc FORTIGEN™-P | 03.72.02 |

| | Product | Code# |
|---|---|---|
| **Various** | Bone Graft 5x 1 cc Synergy Ortho Vials | 03.73.05 |
| | Ossiflex Bone Membrane Size 4 (2.0 x 3.0 cm) | 03.74.02 |
| | Bone Graft 15 mm L 40 mm 3L | 03.74.04 |

# Bone Screws

### KLS™. One Screw. Many Features.

The tapered head of the KLS™ screw allows for a precise, reliable and reversible coupling between the implant and the screw. In combination with a KLS™ Bead the locking screw can be transformed into a compression or VA-screw.

### A Screw for Every Occasion

The ideal pitch and thread depth, combined with the precisely engineered cutting flutes at the tip assure low insertion torque, clean-cut threads and a gap-free fit.

### Titanium Alloy

All screws are made from Ti alloys to increase the biocompatibility and thereby reducing the risk of tissue reactions.



# KYON Locking Screw (KLS™)

| | Length | Code# |
|---|---|---|
| **ø1.5 mm KLS**<br>• Titanium Alloy<br>• Self-Tapping<br>• T4 Recess<br>• Drill Bit 1.1 mm | 5 mm | 40.15.05 |
| | 6 mm | 40.15.06 |
| | 8 mm | 40.15.08 |
| | 10 mm | 40.15.10 |
| | 12 mm | 40.15.12 |
| | 14 mm | 40.15.14 |
| | 16 mm | 40.15.16 |
| | 18 mm | 40.15.18 |
| | 20 mm | 40.15.20 |
| | 22 mm | 40.15.22 |
| | 24 mm | 40.15.24 |

| | Length | Code# |
|---|---|---|
| **ø2.0 mm KLS**<br>• Titanium Alloy<br>• Self-Tapping<br>• T6 Recess<br>• Drill Bit 1.5 mm | 6 mm | 40.20.06 |
| | 8 mm | 40.20.08 |
| | 10 mm | 40.20.10 |
| | 12 mm | 40.20.12 |
| | 14 mm | 40.20.14 |
| | 16 mm | 40.20.16 |
| | 18 mm | 40.20.18 |
| | 20 mm | 40.20.20 |
| | 22 mm | 40.20.22 |
| | 24 mm | 40.20.24 |
| | 26 mm | 40.20.26 |
| | 28 mm | 40.20.28 |
| | 30 mm | 40.20.30 |

| | Length | Code# |
|---|---|---|
| **ø2.5 mm KLS**<br>• Titanium Alloy<br>• Self-Tapping<br>• T6 Recess<br>• Drill Bit 2.0 mm | 6 mm | 40.25.06 |
| | 7 mm | 40.25.07 |
| | 8 mm | 40.25.08 |
| | 9 mm | 40.25.09 |
| | 10 mm | 40.25.10 |
| | 11 mm | 40.25.11 |
| | 12 mm | 40.25.12 |
| | 13 mm | 40.25.13 |
| | 14 mm | 40.25.14 |
| | 16 mm | 40.25.16 |
| | 18 mm | 40.25.18 |
| | 20 mm | 40.25.20 |
| | 22 mm | 40.25.22 |
| | 24 mm | 40.25.24 |
| | 26 mm | 40.25.26 |
| | 28 mm | 40.25.28 |
| | 30 mm | 40.25.30 |
| | 32 mm | 40.25.32 |
| | 34 mm | 40.25.34 |
| | 36 mm | 40.25.36 |
| | 38 mm | 40.25.38 |
| | 40 mm | 40.25.40 |

| | Length | Code# |
|---|---|---|
| **ø3.0 mm KLS**<br>• Titanium Alloy<br>• Self-Tapping<br>• T8 Recess<br>• Drill Bit 2.0 mm | 8 mm | 40.30.08 |
| | 10 mm | 40.30.10 |
| | 12 mm | 40.30.12 |
| | 14 mm | 40.30.14 |
| | 16 mm | 40.30.16 |
| | 18 mm | 40.30.18 |
| | 20 mm | 40.30.20 |
| | 22 mm | 40.30.22 |
| | 24 mm | 40.30.24 |
| | 26 mm | 40.30.26 |
| | 28 mm | 40.30.28 |
| | 30 mm | 40.30.30 |
| | 32 mm | 40.30.32 |
| | 34 mm | 40.30.34 |
| | 36 mm | 40.30.36 |
| | 38 mm | 40.30.38 |
| | 40 mm | 40.30.40 |

## KYON Locking Screw KLS™

| | Length | Code# |
|---|---|---|
| **ø3.5 mm KLS**<br>• Titanium Alloy<br>• Self-Tapping<br>• T10 Recess<br>• Drill Bit 2.5 mm | 8 mm | 40.35.08 |
| | 10 mm | 40.35.10 |
| | 12 mm | 40.35.12 |
| | 14 mm | 40.35.14 |
| | 16 mm | 40.35.16 |
| | 18 mm | 40.35.18 |
| | 20 mm | 40.35.20 |
| | 22 mm | 40.35.22 |
| | 24 mm | 40.35.24 |
| | 26 mm | 40.35.26 |
| | 28 mm | 40.35.28 |
| | 30 mm | 40.35.30 |
| | 32 mm | 40.35.32 |
| | 34 mm | 40.35.34 |
| | 36 mm | 40.35.36 |
| | 38 mm | 40.35.38 |
| | 40 mm | 40.35.40 |

| | Length | Code# |
|---|---|---|
| **ø4.0 mm KLS**<br>• Titanium Alloy<br>• Self-Tapping<br>• T15 Recess<br>• Drill Bit 3.0 mm | 12 mm | 40.40.12 |
| | 14 mm | 40.40.14 |
| | 16 mm | 40.40.16 |
| | 18 mm | 40.40.18 |
| | 20 mm | 40.40.20 |
| | 22 mm | 40.40.22 |
| | 24 mm | 40.40.24 |
| | 26 mm | 40.40.26 |
| | 28 mm | 40.40.28 |
| | 30 mm | 40.40.30 |
| | 32 mm | 40.40.32 |
| | 34 mm | 40.40.34 |
| | 36 mm | 40.40.36 |
| | 38 mm | 40.40.38 |
| | 40 mm | 40.40.40 |
| | 42 mm | 40.40.42 |
| | 44 mm | 40.40.44 |
| | 46 mm | 40.40.46 |
| | 48 mm | 40.40.48 |
| | 50 mm | 40.40.50 |

| | Length | Code# |
|---|---|---|
| **ø4.5 mm KLS**<br>• Titanium Alloy<br>• Self-Tapping<br>• T15 Recess<br>• Drill Bit 3.5 mm | 12 mm | 40.45.12 |
| | 14 mm | 40.45.14 |
| | 16 mm | 40.45.16 |
| | 18 mm | 40.45.18 |
| | 20 mm | 40.45.20 |
| | 22 mm | 40.45.22 |
| | 24 mm | 40.45.24 |
| | 26 mm | 40.45.26 |
| | 28 mm | 40.45.28 |
| | 30 mm | 40.45.30 |
| | 32 mm | 40.45.32 |
| | 34 mm | 40.45.34 |
| | 36 mm | 40.45.36 |
| | 38 mm | 40.45.38 |
| | 40 mm | 40.45.40 |
| | 42 mm | 40.45.42 |
| | 44 mm | 40.45.44 |
| | 46 mm | 40.45.46 |
| | 48 mm | 40.45.48 |
| | 50 mm | 40.45.50 |
| | 52 mm | 40.45.52 |
| | 54 mm | 40.45.54 |
| | 56 mm | 40.45.56 |
| | 58 mm | 40.45.58 |
| | 60 mm | 40.45.60 |

## Beads for KLS™

| | Screw Hole Diameter/ KLS Diameter | Code# |
|---|---|---|
| **KLS Beads**<br>• Titanium Alloy<br>• For Compression and Agulation of KYON Locking Screws | KLS Bead ø2.5 mm / ø1.5 mm | 39.25.15 |
| | KLS Bead ø3 mm / ø2 mm | 39.30.20 |
| | KLS Bead ø3.5 mm / ø2.5 mm | 39.35.25 |
| | KLS Bead ø4 mm / ø3 mm | 39.40.30 |
| | KLS Bead ø4.5 mm / ø3.5 mm | 39.45.35 |
| | KLS Bead Removal Instrument | 39.90.00 |

## KLS™ Specific Instruments

| | Screw Hole Diameter/ KLS Diameter | Code# |
|---|---|---|
| **KLS Instruments** | KLS Temporary Fixation Peg / ø1.5 mm | 36.35.15 |
| | KLS Temporary Fixation Peg / ø2.0 mm | 36.35.20 |
| | KLS Measuring Tool | 40.00.01 |
| | KLS Bead Removal Instrument | 39.90.00 |

# KYON Sterilization System (KSS) - KLS™










| | | Description | Center / Side | Code# |
|---|---|---|---|---|
| **KSS Drawer for KLS™**<br>• Aluminum<br>• Hard Metal Coating<br>• Secure Sterilisation | | ø1.5 mm KLS | Side | 82.41.13 |
| | | ø2.0 mm KLS | Side | 82.41.10 |
| | | ø2.5 mm KLS | Side | 82.41.16 |
| | | ø2.5 mm KLS long | Side | 82.41.17 |
| | | ø3.0 mm KLS | Center | 82.40.07 |
| | | ø3.5 mm KLS | Center | 82.40.06 |
| | | ø4.0 mm KLS | Center | 82.40.05 |
| | | ø4.0 mm KLS long | Side | 82.41.05 |
| | | ø4.5 mm KLS long | Side | 82.41.15 |
| | 1 | ø4.5 mm KLS | Center | 82.40.09 |
| **KSS Organisation**<br>• Rack accomodates 4 KSS Side Drawers & 2 KSS Center Drawers | 2 | KSS Rack / 21 mm | Both | 82.20.01 |
| | | KSS Lid | Center | 82.10.11 |
| | | KSS Lid | Side | 82.11.11 |
| **KLS Rack**<br>• Titanium Alloy<br>• Minimal Scr ew Contact | | KLS Rack 2.0 mm | | 85.00.20 |
| | 3 | KLS Rack 4.0 mm | | 85.00.40 |

# B-Locking Screw

| | Length | Code# |
|---|---|---|
| **ø1.6 mm B-Locking**<br>• Titanium Alloy<br>• Self-Tapping<br>• T4 Recess<br>• Drill Bit 0.7 mm | 5 mm | 05.05.05 |
| | 6 mm | 05.05.06 |
| | 7 mm | 05.05.07 |
| | 8 mm | 05.05.08 |
| | 9 mm | 05.05.09 |
| | 10 mm | 05.05.10 |

| | Length | Code# |
|---|---|---|
| **ø2.4 mm B-Locking**<br>• Titanium Alloy<br>• Self-Tapping<br>• T6 Recess<br>• Drill Bit 1.5 mm | 5 mm | 05.15.05 |
| | 6 mm | 05.15.06 |
| | 8 mm | 05.15.08 |
| | 10 mm | 05.15.10 |
| | 12 mm | 05.15.12 |
| | 14 mm | 05.15.14 |
| | 16 mm | 05.15.16 |

| | Length | Code# |
|---|---|---|
| **ø3.2 mm B-Locking**<br>• Titanium Alloy<br>• Self-Tapping<br>• T10 Recess<br>• Drill Bit 2.5 mm | 6 mm | 05.25.06 |
| | 8 mm | 05.25.08 |
| | 10 mm | 05.25.10 |
| | 12 mm | 05.25.12 |
| | 14 mm | 05.25.14 |
| | 16 mm | 05.25.16 |
| | 18 mm | 05.25.18 |
| | 20 mm | 05.25.20 |
| | 22 mm | 05.25.22 |
| | 24 mm | 05.25.24 |
| | 26 mm | 05.25.26 |
| | 28 mm | 05.25.28 |
| | 30 mm | 05.25.30 |

| | Length | Code# |
|---|---|---|
| **ø4.0 mm B-Locking**<br>• Titanium Alloy<br>• Self-Tapping<br>• T10 Recess<br>• Drill Bit 3.2 mm | 10 mm | 05.35.10 |
| | 12 mm | 05.35.12 |
| | 14 mm | 05.35.14 |
| | 16 mm | 05.35.16 |
| | 18 mm | 05.35.18 |
| | 20 mm | 05.35.20 |
| | 22 mm | 05.35.22 |
| | 24 mm | 05.35.24 |
| | 26 mm | 05.35.26 |
| | 28 mm | 05.35.28 |
| | 30 mm | 05.35.30 |
| | 32 mm | 05.35.32 |
| | 34 mm | 05.35.34 |

| | Length | Code# |
|---|---|---|
| **ø6.5 mm B-Locking**<br>• Titanium Alloy<br>• Self-Tapping<br>• T30 Recess<br>• Drill Bit 5.0 mm | 18 mm | 05.55.18 |
| | 20 mm | 05.55.20 |
| | 22 mm | 05.55.22 |
| | 24 mm | 05.55.24 |
| | 26 mm | 05.55.26 |
| | 28 mm | 05.55.28 |

# KYON Sterilization System (KSS) - B-Locking Screw







| | Description | Center / Side | Code# |
|---|---|---|---|
| **KSS Drawer for B-Locking Screw**<br>• Aluminum<br>• Hard Metal Coating<br>• Secure Sterilisation | ø1.6 mm B-Locking | Side | 82.41.07 |
| | ø2.4 mm B-Locking | Side | 82.41.02 |
| | ø3.2 mm B-Locking | Center | 82.40.03 |
| | ø4.0 mm B-Locking | Center | 82.40.04 |
| **KSS Organisation**<br>• Rack accomodates 4 KSS Side Drawers & 2 KSS Center Drawers | KSS Rack / 21 mm | Both | 82.20.01 |
| | KSS Lid | Center | 82.10.11 |
| | KSS Lid | Side | 82.11.11 |

## Cortical Screws

**ø1.0 mm Cortical Screw**
- Titanium Alloy
- Self-Tapping
- T4 Recess
- Drill Bit 0.7 mm

| Length | Code# |
|---|---|
| 5 mm | 05.06.05 |
| 6 mm | 05.06.06 |
| 7 mm | 05.06.07 |
| 8 mm | 05.06.08 |
| 9 mm | 05.06.09 |
| 10 mm | 05.06.10 |
| 11 mm | 05.06.11 |
| 12 mm | 05.06.12 |

**ø1.5 mm Cortical Screw**
- Titanium Alloy
- Self-Tapping
- T6 Recess
- Drill Bit 1.1 mm

| Length | Code# |
|---|---|
| 5 mm | 05.16.05 |
| 6 mm | 05.16.06 |
| 7 mm | 05.16.07 |
| 8 mm | 05.16.08 |
| 10 mm | 05.16.10 |
| 12 mm | 05.16.12 |
| 14 mm | 05.16.14 |
| 16 mm | 05.16.16 |
| 18 mm | 05.16.18 |
| 20 mm | 05.16.20 |
| 22 mm | 05.16.22 |
| 24 mm | 05.16.24 |
| 26 mm | 05.16.26 |
| 28 mm | 05.16.28 |
| 30 mm | 05.16.30 |

**ø2.4 mm Cortical Screw**
- Titanium Alloy
- Self-Tapping
- T10 Recess
- Drill Bit 1.8 mm

| Length | Code# |
|---|---|
| 8 mm | 05.26.08 |
| 10 mm | 05.26.10 |
| 12 mm | 05.26.12 |
| 14 mm | 05.26.14 |
| 16 mm | 05.26.16 |
| 18 mm | 05.26.18 |
| 20 mm | 05.26.20 |
| 22 mm | 05.26.22 |
| 24 mm | 05.26.24 |
| 26 mm | 05.26.26 |
| 28 mm | 05.26.28 |
| 30 mm | 05.26.30 |
| 32 mm | 05.26.32 |
| 34 mm | 05.26.34 |
| 36 mm | 05.26.36 |
| 38 mm | 05.26.38 |
| 40 mm | 05.26.40 |

**ø3.5 mm Cortical Screw**
- Titanium Alloy
- Self-Tapping
- T15 Recess
- Drill Bit 2.5 mm

| Length | Code# |
|---|---|
| 14 mm | 05.46.14 |
| 16 mm | 05.46.16 |
| 18 mm | 05.46.18 |
| 20 mm | 05.46.20 |
| 22 mm | 05.46.22 |
| 24 mm | 05.46.24 |
| 26 mm | 05.46.26 |
| 28 mm | 05.46.28 |
| 30 mm | 05.46.30 |
| 32 mm | 05.46.32 |
| 34 mm | 05.46.34 |

**ø2.7 mm Cortical Screw**
- Titanium Alloy
- Self-Tapping
- T10 Recess
- Drill Bit 2.0 mm

| Length | Code# |
|---|---|
| 12 mm | 05.36.12 |
| 14 mm | 05.36.14 |
| 16 mm | 05.36.16 |
| 18 mm | 05.36.18 |
| 20 mm | 05.36.20 |
| 22 mm | 05.36.22 |
| 24 mm | 05.36.24 |
| 26 mm | 05.36.26 |
| 28 mm | 05.36.28 |
| 30 mm | 05.36.30 |
| 32 mm | 05.36.32 |
| 34 mm | 05.36.34 |

**ø4.5 mm Cortical Screw**
- Titanium Alloy
- Self-Tapping
- T15 Recess
- Drill Bit 3.2 mm

| Length | Code# |
|---|---|
| 18 mm | 05.56.18 |
| 20 mm | 05.56.20 |
| 22 mm | 05.56.22 |
| 24 mm | 05.56.24 |
| 26 mm | 05.56.26 |
| 28 mm | 05.56.28 |
| 30 mm | 05.56.30 |
| 32 mm | 05.56.32 |
| 34 mm | 05.56.34 |
| 36 mm | 05.56.36 |
| 38 mm | 05.56.38 |
| 40 mm | 05.56.40 |
| 42 mm | 05.56.42 |
| 44 mm | 05.56.44 |
| 46 mm | 05.56.46 |
| 48 mm | 05.56.48 |
| 50 mm | 05.56.50 |
| 52 mm | 05.56.52 |
| 54 mm | 05.56.54 |
| 56 mm | 05.56.56 |
| 58 mm | 05.56.58 |
| 60 mm | 05.56.60 |

## KYON Sterilization System (KSS) - Cortical Screw







| | Description | Center / Side | Code# |
|---|---|---|---|
| **KSS Drawer for CS / CSS**<br>• Aluminum<br>• Hard Metal Coating<br>• Secure Sterilisation | ø1.0 mm CS | Side | 82.41.06 |
| | ø1.5 mm CS | Side | 82.41.12 |
| | ø2.4 mm CS | Side | 82.41.03 |
| | ø2.7 mm CS | Side | 82.41.04 |
| | ø3.5 mm CS | Side | 82.41.14 |
| **KSS Organisation**<br>• Rack accomodates 4 KSS Side Drawers & 2 KSS Center Drawers | KSS Rack / 21 mm | Both | 82.20.01 |
| | KSS Lid | Center | 82.10.11 |
| | KSS Lid | Side | 82.11.11 |

## Cortical Specialty Screws

| | Length | Code# |
|---|---|---|
| **ø2.0 mm Cortical Specialty Screw**<br>• Titanium Alloy<br>• Self-Tapping<br>• T8 Recess<br>• Drill Bit 1.5 mm | 8 mm | 41.20.08 |
| | 10 mm | 41.20.10 |
| | 12 mm | 41.20.12 |
| | 14 mm | 41.20.14 |
| | 16 mm | 41.20.16 |
| | 18 mm | 41.20.18 |
| | 20 mm | 41.20.20 |
| | 22 mm | 41.20.22 |
| | 24 mm | 41.20.24 |
| | 26 mm | 41.20.26 |
| | 28 mm | 41.20.28 |
| | 30 mm | 41.20.30 |

| | Length | Code# |
|---|---|---|
| **ø3.0 mm Cortical Specialty Screw**<br>• Titanium Alloy<br>• Self-Tapping<br>• T15 Recess<br>• Drill Bit 2.0 mm | 10 mm | 41.30.10 |
| | 12 mm | 41.30.12 |
| | 14 mm | 41.30.14 |
| | 16 mm | 41.30.16 |
| | 18 mm | 41.30.18 |
| | 20 mm | 41.30.20 |
| | 22 mm | 41.30.22 |
| | 24 mm | 41.30.24 |
| | 26 mm | 41.30.26 |
| | 28 mm | 41.30.28 |
| | 30 mm | 41.30.30 |
| | 32 mm | 41.30.32 |
| | 34 mm | 41.30.34 |
| | 36 mm | 41.30.36 |
| | 38 mm | 41.30.38 |
| | 40 mm | 41.30.40 |
| | 42 mm | 41.30.42 |
| | 44 mm | 41.30.44 |
| | 46 mm | 41.30.46 |
| | 48 mm | 41.30.48 |
| | 50 mm | 41.30.50 |

## KYON Sterilization System (KSS) - Cortical Specialty Screw







| | Description | Center / Side | Code# |
|---|---|---|---|
| **KSS Drawer for CS / CSS**<br>• Aluminum<br>• Hard Metal Coating<br>• Secure Sterilisation | ø2.0 mm CSS | Side | 82.41.11 |
| | ø3.0 mm CSS long | Side | 82.41.09 |
| | ø3.0 mm CSS | Side | 82.41.08 |
| **KSS Organisation**<br>• Rack accomodates 4 KSS Side Drawers & 2 KSS Center Drawers | KSS Rack / 21 mm | Both | 82.20.01 |
| | KSS Lid | Center | 82.10.11 |
| | KSS Lid | Side | 82.11.11 |



| KLS™ Screw | | **ø1.5 mm** (T4) | **ø2.0 mm** (T6) | **ø2.5 mm** (T6) | **ø3.0 mm** (T8) |
|---|---|---|---|---|---|
| ALPS® Systems Compatible (Locking) | | • ALPS TPLO (Size 4) | • ALPS TPLO (Size 5, Size 6) | • ALPS-II/IIS (Size 5, Size 6.5)<br>• ALPS FUSE (Size 8)<br>• ALPS AcetFx (All Sizes)<br>• ALPS Distal Humerus (Size 6.5) | • ALPS-II/IIS (Size 8)<br>• ALPS FUSE (Size 8, Size9)<br>• ALPS TPLO (Size 7)<br>• ALPS Distal Humerus (Size 8)<br>• ALPS DPO (Size Small) |
| KLS Drillsleeve Locking | | ø1.1 mm (36.05.11) | ø1.5 mm (36.05.15) | ø2.0 mm (36.05.19) | ø2.0 mm (36.05.20) |
| ALPS® Systems Compatible (Angulation / Compression) | 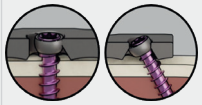 | • ALPS-II/IIS (Size 5, Size 6.5)<br>• ALPS FUSE (Size 8)<br>• ALPS Distal Humerus (Size 6.5) | • ALPS-II/IIS (Size 8)<br>• ALPS FUSE (Size 8, Size 9)<br>• ALPS Distal Humerus (Size 8) | • ALPS-II/IIS (Size 9)<br>• ALPS FUSE (Size 9, Size 10) | • ALPS-II/IIS (Size 10, Size 11)<br>• ALPS FUSE (Size 10. Size 11)<br>• ALPS Distal Humerus (Size 10) |
| KLS Beads | | ø2.5 mm / ø1.5 mm (39.25.15) | ø3.0 mm / ø2.0 mm (39.30.20) | ø3.5 mm / ø2.5 mm (39.35.25) | ø4.0 mm / ø3.0 mm (39.40.30) |
| Drillsleeve Angulation | | ø1.1 mm (36.20.01) | ø1.5 mm (36.20.02) | ø2.0 mm (36.20.03) | ø2.0 mm (36.20.04) |
| Drillsleeve Compression | | ø1.1 mm (36.25.01) | ø1.5 mm (36.25.02) | ø2.0 mm (36.25.03) | ø2.0 mm (36.25.04) |
| Drill bit |  | ø1.1 mm<br>L 85/60<br>(06.10.01) | ø1.5 mm<br>L 110/85<br>(38.10.150) | ø2.0 mm<br>L 145/120<br>(38.10.200) | ø2.0 mm<br>L 145/120<br>(38.10.200) |
| Drill stop | | ø1.1 mm (06.15.01) | ø1.5 mm (06.15.02) | ø2.0 mm (06.15.04) | ø2.0 mm (06.15.04) |
| KLS Rack | | | KLS 2.0 (85.00.20) | | |
| KSS Drawer | | Side<br>KLS 1.5<br>(82.41.13) | Side<br>KLS 2.0<br>(82.41.10) | Side<br>KLS 2.5 short / long<br>(82.41.16/82.41.17) | Center<br>KLS 3.0<br>(82.40.07) |

| KLS™ Screw | | **ø3.5 mm** (T10) | **ø4.0 mm** (T15) | **ø4.5 mm** (T15) |
|---|---|---|---|---|
| ALPS® Systems Compatible (Locking) | | • ALPS-II/IIS (Size 9)<br>• ALPS FUSE (Size 9, Size 10)<br>• ALPS TPLO (Size 9)<br>• ALPS PAUL-II (Size 8, Size 9) | • ALPS-II/IIS (Size 10, Size 11)<br>• ALPS FUSE (Size 10, Size 11)<br>• ALPS TPLO (Size 10)<br>• ALPS Distal Humerus (Size 10)<br>• ALPS DPO (Size Large) | • ALPS FUSE (Size 11)<br>• ALPS TPLO (Size 12)<br>• ALPS PAUL-II (Size 10, Size 11) |
| KLS Drillsleeve Locking | | ø2.5 mm (36.05.25) | ø3.0 mm (36.10.40)<br>ø3.0 mm DPO (34.20.40) | ø3.5 mm (36.05.35) |
| ALPS® Systems Compatible (Angulation / Compression) | 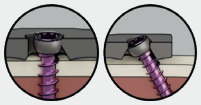 | • ALPS FUSE (Size 11) | | |
| KLS Beads | | ø4.5 mm / ø3.5 mm (39.45.35) | | |
| Drillsleeve Angulation | | ø2.5 mm (36.20.05) | | |
| Drillsleeve Compression | | ø2.5 mm (36.25.05) | | |
| Drill bit |  | ø2.5 mm L 145/120 (02.20.04) | ø3.0 mm L 145/120 (02.20.03) | ø3.5 mm L 147/120 (06.10.11) |
| Drill stop | | ø2.5 mm (02.20.13) | ø3.0 mm (02.0.12) | ø3.5 mm (06.15.08) |
| KLS Rack |  | | KLS 4.0 (85.00.40) | |
| KSS Drawer | | Center KLS 3.5 (82.40.06) | Side/Center KLS 4.0 (82.41.05/82.40.05) | Side/Center KLS 4.5 (82.41.15/82.40.09) |

**KYON AG**
Hardturmstrasse 103
8005 Zurich, Switzerland
KYON.CH
+41 43 204 13 13